



Republic of the Philippines
Department of Environment and Natural Resources
PROVINCIAL ENVIRONMENT AND NATURAL RESOURCES OFFICE XII-4
Quirino Drive, Kidapawan City
Tel No. (064) 577 - 1412

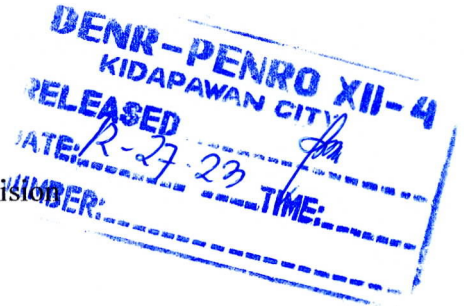
December 27, 2023

FOR : **The Regional Executive Director**
DENR XII, Koronadal City

ATT'N : The Chief, Planning and Management Division

FROM : The PENR Officer
PENRO XII-4, Kidapawan City

SUBJECT : **Submission of 4th Quarter BAR Report of PENRO Cotabato CY 2023**



Respectfully submitted is the above cited-report of PENRO Cotabato on its 4th Quarter BAR Accomplishment Report CY 2023.

For information and record.


RENATO C. DOMINGO +

QUARTERLY PHYSICAL REPORTS ON OPERATION As of December 2023

P I A / P Code	Performance Indicators	UACS CODE	FY 2023 Physical Targets					FY 2023 Physical Accomplishments					VARIANCE	Remarks
			1st Quarter	2nd Quarter	3rd Quarter	4th Quarter	TOTAL	1st Quarter	2nd Quarter	3rd Quarter	4th Quarter	TOTAL		
(1)	(2)	(3)	(4)	(5)	(6)	(7)	(4+5+6+7)	(8)	(9)	(10)	(11)	(8+9+10+11)	(12)	(13)
Gen.MGT.&SUPERVISION														
1.Personel Management			232	232	232	232	232	237	237	239	232	232	-	
	- personnel records maintained/updated (No.)												-	
													-	
													-	
c. Submission of SALN (R.A. 6713)	% SALN submission		1				1	1				1	-	
													-	
3. Performance Management													-	
													-	
a. OPCR	OPCR commitment based on approved		3				3	3				3	-	
	SPMS guidelines submitted to RO												-	
b. DPCR	DPCR commitment based on approved		2				2	2				2	-	
	SPMS guidelines submitted to RO												-	
c. IPCR	% of IPCR commitment based on the approved DPCR submitted to Personnel		3				3	3				3	-	
													-	
4.Communications	-message/e-mat transmitted/fax delivered (no.)		500	500	500	500	2000	958	1,954	1,756	1,638	6306	4,306	
													-	
5.Records Management	-records maintained/updated (no.)		2,400	2,400	2,400	2,400	2,400	2,400	2,400	2,400	2,400	2,400	-	
													-	
6.Construction, Repair and maintenance of Property	office building maintained (no.)		6	6	6	6	6	6	6	6	6	6	-	
6.2 Maintenance of Building and Other Structures													-	
													-	
8. Property, Plant and Equipment (PPE) Accountability Reports													-	
8.1 Annual Report on the Physical Count of Property	Report on the Physical Count of Property Plant and Equipment as of Dec 31, 2022 submitted to COA by the end of January 2023		1				1	1				1	-	
													-	
Plant and Equipment (RPCPE) as of December 31, 2022													-	
													-	
9. Insurance of Property													-	
9.1 Buildings and Equipment Registration, Renewal and Insurance	Buildings and its content insured (on fire, lightning, earthqu			5		1	6		5		1	6	-	
													-	
9.2 Insurance of Motor Vehicle	Motor vehicles insured (no.)		3	4	5	13	25	2	7	7	9	25	-	
													-	
10. Report of Unserviceable Properties and Waste Materials													-	
10.1 Report of Unserviceable Property, Plant and Equipment	100% of returned unserviceable property within the quarter with Inventory and Inspection of Unserviceable Property (IIRUP) prepared (no.)		1	1	1	1	4	1	1	1	1	4	-	
													-	
													-	
10.2 Preparation of Disposal Plan	Disposal Plan submitted (no.)			1			1		1				(1)	
													-	
11. Preparatory Procurement Reports													-	
- Preparation of Annual Procurement Plan (APP CSE and Non-CSE)	Annual Procurement Plan submitted (no.)												-	
**APP CSE (November 29, 2023)							1	1				1	1	-
**Non-CSE (March 31)			1				1	1				1	1	-
- Preparation of 2023 Agency Procurement Compliance and Performance Indicator (APCPI) System Result (1st Quarter)			1				1	1				1	1	-
2.Procurement Services													-	
a. Conduct of Biddings/Alternative Procurement	bidding conducted/contract/Purchase Order issued (no.)		6	18	24	12	60	17	33	53	29	132	72	
													-	
b. Compliance to PHILGEPS conditions	Compliance report submitted (no.)		1				1	1				1	-	

P / A / P Code	Performance Indicators	UACS CODE	FY 2023 Physical Targets					FY 2023 Physical Accomplishments					VARIANCE	Remarks
			1st Quarter	2nd Quarter	3rd Quarter	4th Quarter	TOTAL	1st Quarter	2nd Quarter	3rd Quarter	4th Quarter	TOTAL		
(1)	(2)	(3)	(4)	(5)	(6)	(7)	(4+5+6+7)	(8)	(9)	(10)	(11)	(8+9+10+11)	(12)	(13)
6.Fiscal Collection														
OR issued	-officials Receipt (O.R.) issued (no.)		550	550	550	550	2,200	795	873	804	794	3,266	1,066	
7.Budget/Accounting														
a. Preparation of Financial Plan	Financial plan prepared (no.)		1				1	1				1	-	
b. Voucher and payroll indexed & processed	-voucher and payroll indexed & processed (no.)		500	500	500	500	2,000	810	781	801	653	3,045	1,045	
b. Submission of Reports														
DISTRICT 2														
• Budget and Financial Accountability report (BFAR)	-Financial report prepared and submitted (no.) submitted (no.)		8	8	8	8	32	8	8	8	8	32	-	
- BFAR No. 1														
- FAR No. 1														
- BFAR No. 1-A														
- BFAR No. 1-B														
- FAR No. 2														
- FAR No. 2-A														
- FAR No. 3														
- BFAR No. 5														
(report submitted consist of the above-specified reports)														
• FAR No. 4			3	3	3	3	12	3	3	3	3	12	-	
(To be submitted on or before the end of the following month)														
c. Summary of Performance Monitoring Report (SPMR)	PENROs consolidated reviewed financial utilization reports		3	3	3	3	12	3	3	3	3	12	-	
d. Monitoring of Compliance to Audit Findings (CAAR/AOM)	Compliance monitoring report			1		1	2		1		1	2	-	
e. Financial Reconciliation & Closing of Book /Quarterly	Workshop attended (no.) Report submitted (no.)			1		1	2		1		1	2	-	
f. Preparation and Submission of Financial Reports	Report submitted to COA (no.)		3	3	3	3	12	3	3	3	3	12	-	
f.a. Monthly trial balance,	PENRO Report submitted to COA (no.)													
g. Hiring of Administrative Assistant (under PENRO Accountant & Budget Officer) and PENRO Planning officer)	Admin asst. hired (no.)		4	4	4	4	4	4	4	4	4	4	-	
8.Cashiering	Advices prepared (no.)		27	28	28	27	110	124	135	88	83	430	320	
9.Top Management acted upon	Paper/documents acted upon (no.)		775	775	775	775	3,100	3,558	1,578	1,568	1,884	8,586	5,486	
10. Conduct of Management Conference	Conference conducted (no.) Report submitted (no.)		1	1	1	1	4	1	1	1	1	4	-	
14. Full-time Delivery Unit (FDU)	report monitored/reviewed & submitted(no.)		3	3	3	3	12	3	3	3	3	12	-	
6. Health and Wellness:														
6.1 Mental Health Awareness Activity	Learning event conducted (no.) Report submitted (no.)				3		3			3		3	-	
SUPPORT TO OPERATIONS														
DATA Network Infrastructure Dev. And Mgt														
Intensified Maintenance of ICT														

P / A / P Code	Performance Indicators	UACS CODE	FY 2023 Physical Targets					FY 2023 Physical Accomplishments					VARIANCE	Remarks
			1st Quarter	2nd Quarter	3rd Quarter	4th Quarter	TOTAL	1st Quarter	2nd Quarter	3rd Quarter	4th Quarter	TOTAL		
(1)	(2)	(3)	(4)	(5)	(6)	(7)	(4+5+6+7)	(8)	(9)	(10)	(11)	(8+9+10+11)	(12)	(13)
Equipments and Information Systems	Network Infrastructure maintained with 80% uptime		85%	85%	85%	85%	85%	100%	100%	100%	100%	100%	0	
DISTRICT 2 - PENRO														
1. APPLICATION DATA BASED														
-Personnel Info System	-Systems database build-up and maintained (no.)		3	3	3	3	3	3	3	3	3	3	-	
2. MGT./MAINT. OF ICT RESOURCES/ FACILITIES other Info System	-Website Maintained		1	1	1	1	1	1	1	1	1	1	-	
	-Internet connectivity/ maintained/ operationalized/ monitored (no.)		6	6	6	6	6	6	6	6	6	6	-	
	Including LAMS (10Mbps for RO and 2-5Mbps for PICENROs)													
	Server Room Maintained /operationalized/monitored (no.)		1		1		1	1	1	1	1	1	-	
	VOIP maintained / operationalized / monitored (no.)		3	3	3	3	3	3	3	3	3	3	-	
	-Safety and Security System equipment maintained/operationalized/monitored (no.)		29	29	29	29	29	29	29	31	31	31	2	
4. Statistical Activities														
c. Coordination/linkages on statistical activities	Report submitted (no.)					1	1						(1)	
d. Updating of Provincial ENR Statistical Profile by Sector	ENR Statistical Profile Updated (no.)			1			1						(1)	
5. Thematic Maps Generated	One control map updated (no.)		1	1	1	1	1	1	1	1	1	1	-	
6. Operation/Maintenance of Enhanced Forestry Information System (e-FIS)	Updated Forestry Statistics available on-line		1	1	1	1	1	1	1	1	1	1	-	
	Newly approved / existing forest tenure/ CTPO record reviewed and submitted online to FMB (no.)												-	
	Newly approved forest tenure/CTPO record created, reviewed and submitted online to Regional Office (no.)												-	
	Newly approved forest tenure/CTPO data/ information transformed to MDE Form and submitted to PENRO for encoding (no.)												-	
7. Attendance to ICT Training	ICT Training attended (no.)			1	1		2		1	1		2	-	
Prod. And Dissemination of Tech. and Popular Materials in the Conservation and Devt.														
1. Technical & popular materials produced & disseminated.														
d Production and airing of Radio plugs	radio plugs produced and aired (no.)		50		50		100	156		324		480	380	
a3) Print Materials:	Print Materials (no.)			150		150	300		280	1,250		1,530	1,230	
- newsletter													-	
- flyer/brochure													-	
- ENR Books													-	
- IEC materials													-	
a4) Promotional materials produced (no)	Promotional materials produced (no)		6	6	6	2	20	13	11	2	6	32	12	

P / A / P Code	Performance Indicators	UACS CODE	FY 2023 Physical Targets					FY 2023 Physical Accomplishments					VARIANCE	Remarks
			1st Quarter	2nd Quarter	3rd Quarter	4th Quarter	TOTAL	1st Quarter	2nd Quarter	3rd Quarter	4th Quarter	TOTAL		
(1)	(2)	(3)	(4)	(5)	(6)	(7)	(4+5+6+7)	(8)	(9)	(10)	(11)	(8+9+10+11)	(12)	(13)
- Taraulins/streamers														
c1) Press/Photo Releases (Public Information)	editorial materials produced (no.)		3	3	3	3	12	3	20	1	2	26	14	
4. Conduct IEC meetings, press conference and dialogues relevant to the promotional of regional activities														
- IEC meetings/orientation	IEC meetings/orientation conducted (no)			1		1	2	3	4	2		9	7	
c) Content management of Regional DENR Website	approved documents/articles updated/posted in DENR website (no.)			6		6	12		6	3	3	12	-	
A.03 a Formulation and Monitoring of the ENR Sector policies, plans, programs and Projects			1										-	
1. Forest Land Use Planning													-	
a. FLUP Formulation Phase (Year 1) Step 1-4	FLUP finalized and affirmed by the Regional Executive Director (no)					1	1	1	1		1	1	-	
• Preparatory Activities including Secondary Data Gathering	Milestone narrative report												-	
• Field Data Gathering, Mapping and Survey	submitted to FMB (no)												-	
• Conduct of Situational Analysis	Pigcawayan												-	
• Plan Formulation Stage, Drafting and Deliberation													-	
B. LGU adoption of FLUP Phase (Year 2)	Finalized FLUP adopted (no.)				2	2	2	1	2	1	1	2	-	
• Affirmation of the DENR (Q1)	Banilan & Tulunan												-	
• Presentation to MDC (Q2)													-	
• Endorsement and Presentation to the SB (Q3)													-	
• Signing of JMOA for joint implementation (Q3)													-	
• FLUP Finalized and Adopted (Q3-Q4)													-	
2. Preparation of simplified Community Resource Management Framework (CRMF) and Five-Year Work Plan (FWP) (PASAKADA)	CRMF and FWP reviewed per compliance with existing guidelines, and affirmed and approved (no)		1	1	1	1	1	1	1	1	1	1	-	
2 Forest Products Utilization and Price Monitoring	PENRO price data report consolidated, summarized and submitted quarterly to FMB												-	
- Price monitoring of forest products	with monthly breakdown (no.)		1	1	1	1	4	1	1	1	1	4	-	
	CENRO price data report consolidated, summarized and submitted quarterly to RO												-	
	with monthly breakdown (no.)												-	
4. Forestry Statistical Reporting System (SRS)	-Forestry statistical report gathered and processed by CENRO (no.)		1	1	1	1	4	1	1	1	1	4	-	
-includes the production and disposition of forest products (i.e. logs, lumber, veneer, plywood), issuances of approved forestry license/permits, and employment	-CENRO forestry statistical report validated on ground, consolidated and analyzed by PENRO (no.)												-	
	-Statistical report validated on ground, consolidated, analyzed and submitted												-	
II. PLANNING AND MGT.													-	
• Preparation of FY 2022 Budget Proposal	FY 2021 Budget Proposal												-	
- Updating of Forward Estimates (FE)	reviewed/evaluated and												-	
- Consultative workshop w/ CENROs, District 2	submitted (no.)		1				1	1				1	-	

P / A / P Code	Performance Indicators	UACS CODE	FY 2023 Physical Targets					FY 2023 Physical Accomplishments					VARIANCE	Remarks
			1st Quarter	2nd Quarter	3rd Quarter	4th Quarter	TOTAL	1st Quarter	2nd Quarter	3rd Quarter	4th Quarter	TOTAL		
(1)	(2)	(3)	(4)	(5)	(6)	(7)	(4+5+6+7)	(8)	(9)	(10)	(11)	(8+9+10+11)	(12)	(13)
• Preparation of FY 2022 Work and Financial Plan	CY 20120WFP reviewed and submitted(no.)					1	1				1	1	-	
- PENRO/Sectoral Consultation														
- Pre-programming Workshop														
- National Reprogramming Workshop														
- WFP Review and Finalization														
PENRO (4th)														
District 2														
2. MONITORING & EVALUATION OF ACCOMPLISHMENTS	PENROs and Divisions monitored (no.)		3	3	3	3	3	3	3	3	3	3	-	
DISTRICT 2 - PENRO	CENRO monitored (no.)												-	
DISTRICT 1 - CENRO MID.													-	
DISTRICT 3 - CENRO MAT.													-	
3. Attendance to Training	No. of Workshop/Meetings attended (no.)			1	1	1	3		2		2	4	1	
***To include other Statistical Activities													-	
4. Hiring of Support staff	contract of service hired (no.)		2	2	2	2	2	2	2	2	2	2	-	
(CENRO Level)													-	
FOREST & WATERSHED MANAGEMENT													-	
SUB-PROGRAM													-	
ENHANCED - NATIONAL GREENING PROGRAM													-	
ECOSYSTEM MANAGEMENT SERVICE													-	
1. Site Assessment	Site assessed and mapped (ha)		400	400	400	400	1,600	132	1,533.00			1,665	65	
2. Seedling Production	Site prepared (ha)												-	
	Area planted (ha)												-	
	Number of seedlings planted (no.)			98,282			98,282		104,877			104,877	6,595	2nd quarter target
	bamboo			22,032			22,032		24,375			24,375	2,343	
	Indigenous			76,250			76,250		80,502			80,502	4,252	
3. Plantation Establishment	area effectively rehabilitated (ha)												-	
	Site prepared (ha)												-	
	Area planted (ha)												-	
	Number of seedlings planted (no.)				230		230				230	230	-	
	bamboo				108		108				108	108	-	
	Indigenous				122		122				122	122	-	
4. Maintenance and Protection													-	
SUMMARY													-	
1st Year	Area maintained and protected (ha)					230	230				230	230	-	4th quarter target
-ring weeding, patrol work													-	
-geotagging													-	
2nd Year (2022)			579	579	579	579	579	579	184.50		539	539	(40)	Only 539 hectares are subjected for payment for 1st and 2nd billing , the remaining target are for revalidation.
3 passes, 1 fireline establishment													-	
- ring weeding, replanting, fire suppression, patrol work													-	
- application of fertilizer													-	
- maintenance of fireline													-	
-conduct of geotagging													-	

P / A / P Code	Performance Indicators	UACS CODE	FY 2023 Physical Targets					FY 2023 Physical Accomplishments					VARIANCE	Remarks
			1st Quarter	2nd Quarter	3rd Quarter	4th Quarter	TOTAL	1st Quarter	2nd Quarter	3rd Quarter	4th Quarter	TOTAL		
(1)	(2)	(3)	(4)	(5)	(6)	(7)	(4+5+6+7)	(8)	(9)	(10)	(11)	(8+9+10+11)	(12)	(13)
3rd Year (2021 PLANTATION)			1,592	1,592	1,592	1,592	1,592	1,592	1,592		1,592	1,592	-	
3 passes (3 quarters); 1 fireline establishment (1 quarter)													-	
5. Establishment, Maintenance and/or Operations of Nurseries for Seedling Distribution (Per CENRO and Implementing PENRO)	Nurseries established/maintained/operated		2	2	2	2	2	2	2	2	2	2	(2)	
6. Maintenance of MMFN	MMFN maintained (no.)			66,667	66,667	66,667	200,001	52,000	125,000	97,000	28,000	302,000	101,999	
	Seedlings produced (no.)													
5. Hiring of ENR Extension Officers	ENR Extension Officers hired (no.)		13	13	13	13	13	13	13	13	13	13	-	
CENRO MIDSAYAP - District 1													-	
CENRO MATALAM - District 3											1		-	
8. Hiring of Financial Staff	FS Staff hired with report submitted (no.)		1	1	1	1	1	1	1	1	1	1	-	
-assistance on REFO Project													-	
-Accounting graduate or any Business related course													-	
9. Hiring of Data(base) Management Staff	DMS Staff hired with report submitted(no.)		3	3	3	3	3	3	3	3	3	3	-	
-IT or any computer-related course													-	
11. Hiring of ENR Extension Officers	FEOs and/or other Staff hired (no.)		3	3	3	3	3	3	3	3	3	3	-	
(For Assessment of NGP Graduated Sites)	@1EO/300ha for CENRO and Implementing PENRO												-	
12. Procurement of Mobile Vehicle (4x4 Pick-Up)	Mobile vehicle procured (no.)			1			1		1			1	-	2nd quarter target
II. Integrated Watershed Management														
1. Preparation of Integrated Watershed Management	IWMP prepared and finalized compliant to existing guidelines and served as guide in the effective management of the area		1	1	1	1	1		1		1	1		
Saguing-Miang River Watershed													-	
LAND MANAGEMENT SUB-PROGRAM														
LAND SURVEY/DISPOSITION AND RECORDS MGT.														
a. RESIDENTIAL FREE PATENT	Patents approved and transmitted to the ROD within 10 working days (no.)		70	120	120	84	394	64	131	69	142	406	12	
	Lot surveyed and approved (no.)			280			280		203		107	310	30	
b) Agricultural Free Patent disposed under Republic Act No. 11573	Patents approved and transmitted to the ROD within 10 working days (no.)		10	14	16	16	56	83	33	51	48	215	159	
	Lot surveyed and approved (no.)			24			24		38			38	14	
4.2 Special patents	Special Patents issued (no.)		3	4	4	4	12	8	5	4	6	23	11	
II. Resolution of Disputes/Cases with Claims and Conflicts Cases														
1 Resolution of Land Cases with Claims and Conflicts	ADR proceedings conducted with report submitted (no.)		2	2	2	2	8	2	2	6	2	12	4	
													-	
7.2) Updating of PLA from Allocation Book	Municipalities with completed lists of Public Land Applications (PLA) encoded in LAMS PLA (no.)		3	3	3	3	3	3	4	4	1	5	2	
NATURAL RESOURCES CONSERVATION & DEV.													-	
Protected Areas/Caves & Wetlands Development													-	
1. Management of Protected Areas													-	

P / A / P Code	Performance Indicators	UACS CODE	FY 2023 Physical Targets					FY 2023 Physical Accomplishments					VARIANCE	Remarks
			1st Quarter	2nd Quarter	3rd Quarter	4th Quarter	TOTAL	1st Quarter	2nd Quarter	3rd Quarter	4th Quarter	TOTAL		
(1)	(2)	(3)	(4)	(5)	(6)	(7)	(4+5+6+7)	(8)	(9)	(10)	(11)	(8+9+10+11)	(12)	(13)
II. For Proclaimed and Legislated PAs														
1. Completion of Demarcation of Boundary of Legislated PAs													-	
2. Biodiversity Monitoring System (BMS)	BMS transects monitored semi-annually			2		2	2		2		2	2	-	
5. PAMB Operationalization	minutes of meetings (no)		2	2	2	2	8	2	1	2	3	8	-	
	PAMB Resolutions approved (no.)		5	5	5	5	20	5	19	4	24	52	32	
c. Hiring of Project Support staff	Project support staff hired (no.)		4	4	4	4	4	4	4	4	4	4	-	
	Ecosystem Management Specialist II												-	
9. PAMO Operationalization	No. of PAMO staff/UOs hired		1	1	1	1	1	1	1	1	1	1	-	
13. Ecotourism Program and Impact Monitoring														
a.2 Visitor Center/Tourism Facility	PA facilities maintained (no.)			1			1		1			1	-	
	Report submitted (no.)													
a.4 Information Center	PA facilities maintained (no.)				1		1			1		1	-	
	Report Submitted													
a.5 Monitoring Station	PA facilities maintained (no.)				2		2			2		2	-	
	Report Submitted												-	
V. Conservation of Inland Wetland														
2. Preparation of Wetland Mgt. Plan	no. of inland wetland mgt plan prepared/updated				1		1			1		1	-	
WILDLIFE RESOURCES CONSERVATION AND DEVT.														
I. Protection and Conservation of Wildlife														
1.1 Population and habitat monitoring and protection of priority threatened species														
a. Philippine Eagle	- Population survey/monitoring conducted (no.)			1		1	1		3		3	3	2	
Population status and updated														
Population status and updated species distribution map														
d. Migratory Bird	Waterbird count conducted		2				2	2				2	-	
Asian Waterbird Census (AWC)	in migratory birds sites (no.)													
Annual waterbird count														
f. Bats (Flying Foxes)	- Population survey/monitoring conducted (no.)													
updated Population status in each roosting sites with species distribution map	- Alameda			2		2	2		2		2	2	-	
	- Arakan													
Natural Resources management arrangement/agreement and permit issuance														

P / A / P Code	Performance Indicators	UACS CODE	FY 2023 Physical Targets					FY 2023 Physical Accomplishments					VARIANCE	Remarks
			1st Quarter	2nd Quarter	3rd Quarter	4th Quarter	TOTAL	1st Quarter	2nd Quarter	3rd Quarter	4th Quarter	TOTAL		
(1)	(2)	(3)	(4)	(5)	(6)	(7)	(4+5+6+7)	(8)	(9)	(10)	(11)	(8+9+10+11)	(12)	(13)
I. Permit Issuance and Monitoring of Forest and Forest Resources Use														
1. Compliance Monitoring of tenure or permit holders (existing)	100 % tenure holders monitored in compliance to terms and conditions of the Agreement and forestry laws, rules and regulations		2	4	4	4	14	2	5	4	4	15	1	
a. CBFMA														
b. IFMA, SIFMA, FLGLA, FLAG, SLUP	100 % tenure holders monitored in compliance to terms and conditions of the Agreement and forestry laws, rules and regulations		5	7	7	4	23	5	7	7	5	24	1	
2. Assessment of CSCs (devolved CSCs) including expired, expiring, outside CBFMA	CSC area assessed and development therein indicated in the map		117	117	117	117	468	118	119	117	128	482	14	
- Individual CSC holders performance assessed with summary report submitted by CENRO indicating respective rating and categorical recommendations (no.)													-	
- CSC assessed with report submitted by C/PENRO indicating categorical recommendation (no.)													-	
- Management action implemented based on the recommendation by the Team (no.) The regional office shall submit to FMB summary report of results of CS indicating reasons for such and actions taken by the region on their indicating reasons for such and actions taken by the region on their recommendation													-	
3. Community-Based Program (CBP) Y1	PACBRMA issued (no.)		3	3	3	3	3	3	3	3	3	3	-	
Phase 1 (1st Quarter of Year 1) - 50%	POs (with TM members) organized (no.)												-	
1. IEC about the Program													-	
2. Linkaging the Community to other stakeholders organizations (Public and Private)													-	
Phase 2 (2nd-4th Quarter of Year 1) - 50%													-	
3. Identification of Community-Based Areas													-	
4. PO Formation													-	
4. Performance Evaluation of Tenured Areas	100% of tenurial instruments targeted for PE evaluated with categorical recommendations and report submitted (no.)			1	1	1	3		1	1	1	3	-	
- extent of area covered by TI evaluated;													-	
- extent of area evaluated Indicated in GIS maps prepared with geo-tagged photos													-	
- Pertinent documents reviewed and evaluated;													-	
- Performance Evaluation report with categorical recommendation endorsed to PENRO													-	
- Performance Evaluation report reviewed/evaluated with categorical recommendation and endorsed to RO.													-	
- Performance Evaluation report reviewed/evaluated with categorical recommendation and endorsed to CO.													-	
7. Processing of cutting/ harvesting permits and WPP	100% of areas applied for cutting/ harvesting permits inspected validated with report submitted (no.)			1	1	1	3		2	1	1	4	1	
II. Implementation of Forest Protection Program													-	
Menu of Activities and strategies													-	
• Menu 2.5													-	
Construction of storage facilities for	Storage facility constructed (no)					1	1						(1)	progress submitted

P / A / P Code	Performance Indicators	UACS CODE	FY 2023 Physical Targets					FY 2023 Physical Accomplishments					VARIANCE	Remarks
			1st Quarter	2nd Quarter	3rd Quarter	4th Quarter	TOTAL	1st Quarter	2nd Quarter	3rd Quarter	4th Quarter	TOTAL		
(1)	(2)	(3)	(4)	(5)	(6)	(7)	(4+5+6+7)	(8)	(9)	(10)	(11)	(8+9+10+11)	(12)	(13)
	apprehended / confiscated forest products only when needed with full justification													
MENU 3														
Active Collaboration and Involvement of Forest Communities and other Stakeholders in Forest Protection and Law Enforcement undertakings														
Menu 3.1														
	Activate/revitalize MFPCs, individual and group volunteers for deputation as DENROs	individual/group volunteers deputized (no.)	1	1	1	1	4	1	1	2		4	-	
**MFPC Revitalized, Group/DENRO deputized														
MENU 4														
Undertake capacity building to DENR field personnel and enhance their skills and competence or effective protection of forest and plantations for biodiversity conservations														
Menu 4.3														
	Technical trainings for DENR personnel:	Trainings attended with report submitted (no.)		1			1		1			1	-	
	-Intelligence, Surveillance and Enforcement Planning	Personnel trained (no.)											-	
	-Forest Law Enforcement with gun handling												-	
	-Forest Fire Management (prevention, detection & suppression)												-	
	-Forest Pests and Diseases												-	
	-Drone Image and Analysis												-	
	-Wood Identification												-	
	-Continuous capacity building in support to Lawin implementation												-	
	- Other Technical Trainings												-	
MENU 5														
Sustain a well-planned Information, Education and Communications campaign region-wide down to CENRO level														
• Menu 5.1														
	Involvement of forest communities in forest protection works	meetings conducted with report submitted (no.)	1	1	1	1	4	1	3	2	1	7	3	
	- Conduct of IEC													
	- forest community dialogue													
	- Surveillance													
MENU 6														
Consistent apprehension, & mandatory administrative adjudication and confiscation of undocumented forest products and including conveyances and other implements														
• Menu 6.1														
	Apprehension of undocumented forest products including NTFPs, vehicles, equipment and other implements thru proper channels	volume (bd.ft.) of apprehended undocumented forest products including NTFPs with incidence reports submitted to FMB		2,000		2,000	4,000		1,107.68		3,949	5,056.62	1,057	
		No. of vehicles, equipment and other implements apprehended thru channels with incidence reports submitted to OUFO cc FMB		1		1	2				19	19	17	
		map (shp) of the location of apprehension submitted to OUFO cc FMB												
• Menu 6.2														


P / A / P Code	Performance Indicators	UACS CODE	FY 2023 Physical Targets					FY 2023 Physical Accomplishments					VARIANCE	Remarks
			1st Quarter	2nd Quarter	3rd Quarter	4th Quarter	TOTAL	1st Quarter	2nd Quarter	3rd Quarter	4th Quarter	TOTAL		
(1)	(2)	(3)	(4)	(5)	(6)	(7)	(4+5+6+7)	(8)	(9)	(10)	(11)	(8+9+10+11)	(12)	(13)
Hauling of apprehended forest products and vehicles/implements to CENR Office or any nearest Government Office	volume (bd ft) of the apprehended forest products hauled to CENR Office or any nearest Government Office with incidence report submitted to OUFO cc FMB			2,000		2,000	4000		3,164.68		3,949	7,114	3,114	
	No. of apprehended vehicles, equipment and other implements hauled thru proper channels with incidence reports submitted to OUFO cc FMB			1		1	2				19	19	17	
• Menu 6.3 Immediate administrative and adjudication proceedings of apprehended forest products including conveyances, tools and implements	administrative adjudication proceedings report carried out within the prescription period (no.)			2		2	4		2		5	7	3	
MENU 7 Provision of institutional support in investigation, filing of information and/or criminal complaints and prosecution of forestry cases														
• Menu 7.1 Support to investigation, filing complaints and prosecution of criminal complaints	report endorsed to office of Usec for Field Operations cc FMB with action taken (no.)			1		1	2		4		3	7	5	
• Menu 7.2 Hiring of Legal Officers	Legal officers hired (no.)		2	2	2	2	2	2	2	2	2	2	-	
MENU 8 Effective Forest Fire, Pest and Disease Management Measures														
Menu 8.2 Fireline establishment (to include NGP graduated project)	Fireline established (ha.)			100			100		100			100	-	
(with Geo-tagged pictures of sites and GIS generated maps)														
MENU 10 Sustainable Implementation of the Lawin Forest and Biodiversity Protection System														
a. Hiring of Forest Protection Officer (FPOs)	Forest protection officer hired (no.)		4	4	4	4	4	4	4	4	4	4	-	
LAWIN 29 Teams	Distance patrolled (km)		360	360	360	360	1,440	368,000	363,960	638,450	522,980	1893,390	453	
10 teams														
7 teams														
5 teams														
7 teams	Reports submitted with at least 75% of the observed threats had actions taken (no)		3	3	3	3	12	3	3	3	3	12	-	
	Quarterly patrol plan endorsed to FMB		1	1	1	1	4	1	1	1	1	4	-	
PROTECTED AREAS WILDLIFE, COASTAL & MARINE RES. ENFORCEMENT OF PA WILDLIFE & CAVE														
1. Processing/issuance and Monitoring of CITES permits and other wildlife permits/certificates														
a. Processing/issuance of Permits	Wildlife permit applications acted upon within the number of days as prescribed by the law (no)			1	1		2	4		2		6	4	

P / A / P Code	Performance Indicators	UACS CODE	FY 2023 Physical Targets					FY 2023 Physical Accomplishments					VARIANCE	Remarks
			1st Quarter	2nd Quarter	3rd Quarter	4th Quarter	TOTAL	1st Quarter	2nd Quarter	3rd Quarter	4th Quarter	TOTAL		
(1)	(2)	(3)	(4)	(5)	(6)	(7)	(4+5+6+7)	(8)	(9)	(10)	(11)	(8+9+10+11)	(12)	(13)
	LTP: 1-2 days -CWR: 7 days -WFP: 24 days													
b. Compliance monitoring of CWR and WFP	100% of the holders of Wildlife Farm Permit (WFP) in the region monitored relative to their compliance with the terms and		1	1	1	1	1	1	1	1	1	1	-	
target setting for CWR should be all the active cwr holders per province : same is true with WFP; budget would be 4000 times number of CWR/WFP														
	100% of the holders of Certificate of Wildlife Registration (CWR) in the Region monitored relative to their compliance with the terms and conditions of the wildlife permit		8	8	8	8	8		10	10	10	10	2	
3. Deputation and mobilization of WEO	WEOs deputized(no.)		20				20	28				28	8	
semester or just one sem preferably second														
ask recommendation from M and E	WEO mobilized with monthly report (no.)			1	1	1	3		1	1	1	3	-	
9. Revenues Generated (Php)														
a) Forestry			597,000	597,000	597,000	597,000	2,388,000	115,474.00	2,112,996.00	78,194	128,911	2,435,575.00	47,575	
b) Lands														
b 3 Others (certification, filing, inspection fees)			25,000	25,000	25,000	25,000	100,000	39,500	32,950	1,917,315	30,970	2,020,735.00	1,920,735	
c) Biodiversity			250	250	250	250	1,000	750	750	6,700	434,402	442,602.00	441,602	
Miscellaneous Income (Hostel/Penalties/etc)								26,500	18,167	7,500	23,000	75,167.00		
003 : Adaptive Capacities of Human Communities and Natural System Improved														
Environment and Natural Resources Resiliency Program														
1. Watershed Management														
a. Watershed Characterization and Vulnerability Assessment	Kabacan River watershed		1	1	1	1	1		1		1	1	-	


Prepared by:


ANNALYN M. ESCOTE
FOR/II/Actg. PO

Reviewed by:


AL FAHD NAIF L. MAPANDI
Chief, PMS

Approved by:


RENATO C. DOMINGO
PENR Officer