



Republic of the Philippines
Department of Environment and Natural Resources
PROVINCIAL ENVIRONMENT AND NATURAL RESOURCES OFFICE XII-4
Quirino Drive, Kidapawan City
Tel No. (064) 577 - 1412

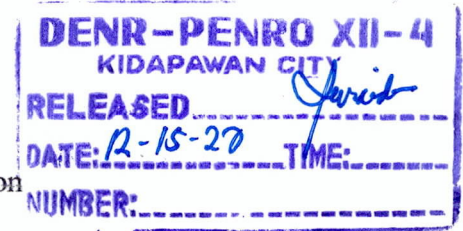
December 15, 2022

FOR : **The Regional Executive Director**
DENR XII, Koronadal City

ATT'N : The Chief, Planning and Management Division

FROM : The PENR Officer
PENRO XII-4, Kidapawan City


SUBJECT : **Submission of 4th Quarter BAR Report of PENRO Cotabato CY 2022**



Respectfully submitted is the above cited-report of PENRO Cotabato on its 4th Quarter BAR Accomplishment Report CY 2022.

For information and record.

For and in the absence
Of the PENR Officer:


DANILO P. MUYCO
Chief, MSD
Office-In-Charge

[illegible]

P / A / P Code	Performance Indicators	UACS CODE	FY 2022 Physical Targets					FY 2022 Physical Accomplishments					VARIANCE	Remarks
			1st Quarter	2nd Quarter	3rd Quarter	4th Quarter	TOTAL	1st Quarter	2nd Quarter	3rd Quarter	4th Quarter	TOTAL		
(1)	(2)	(3)	(4)	(5)	(6)	(7)	(4+5+6+7)	(8)	(9)	(10)	(11)	(8+9+10+11)	(12)	(13)
- FAR No. 2														
- FAR No. 2-A														
- FAR No. 3														
- BFAR No. 5														
(report submitted consist of the above-specified reports)														
• FAR No. 4			3	3	3	3	12	3	3	3	3	12	-	
(To be submitted on or before the end of the following month)														
c. Summary of Performance Monitoring Report (SPMR)	PENROs consolidated reviewed financial utilization reports		3	3	3	3	12	3	3	3	3	12	-	
d. Monitoring of Compliance to Audit Findings (CAAR/AOM)	Compliance monitoring report			1		1	2		1		1	2	-	
e. Financial Reconciliation & Closing of Book /Quarterly	Workshop attended (no.) Report submitted (no.)			1		1	2		1		1	2	-	
f. Preparation and Submission of Financial Reports	Report submitted to COA (no.)		3	3	3	3	12	3	3	3	3	12	-	
f.a. Monthly trial balance	PENRO Report submitted to COA (no.)													
g. Hiring of Administrative Assistant (under PENRO Accountant & Budget Officer) and PENRO Planning officer)	Admin asst. hired (no.)		4	4	4	4	4	4	4	4	4	4	-	
8. Cashiering	Checks/ADA/CA issued		25	25	25	25	100	37	69	64	110	280	180	
9. Top Management acted upon	Paper/documents acted upon (no.)		750	750	750	750	3,000	1,184	1,397	1,485	1,348	5,414	2,414	
10. Conduct of Management Conference	Conference conducted (no.) Report submitted (no.)		1	1	1	1	4	1	1	1	1	4	-	
14. Full-time Delivery Unit (FDU)	report monitored/reviewed & submitted (no.)		3	3	3	3	12	3	3	3	3	12	-	
11. Vehicle Insurance	vehicle insured (no.)		3	11	8	3	25	2	5	5	13	25	-	
12. Buildings and Equipment Insurance	buildings & equipment insured (no.)		2	1	1	2	6		5		1	6	-	
a. Repair of old CENRO Kidapawan Building (as extension office of PENRO Cotabato)	Building repaired (no.)		1	1			1		1	1	1	1	-	
SUPPORT TO OPERATIONS														
DATA Network Infrastructure Dev. And Mgt.														
Intensified Maintenance of ICT Equipments and Information Systems (Hardware & Software)	Network Infrastructure maintained with 80% uptime		85%	85%	85%	85%	85%	99.15%	100%	100%	100%	100%	0	
DISTRICT 2 - PENRO														
1. APPLICATION DATA BASED														
-Personnel Info System	-Systems database build-up and maintained (no.)		3	3	3	3	3	3	3	3	3	3	-	
2. MGT./MAINT. OF ICT RESOURCES/ FACILITIES other Info System	-Website Maintained		1	1	1	1	1	1	1	1	1	1	-	
	-Internet connectivity/ maintained/ operationalized/ monitored (no.) including LAMS (10mlps for RO and 2-5Mbps for P/CENROs)		3	3	3	3	3	3	3	3	3	3	-	
	Server Room Maintained /operationalized/monitored (no.)		1	1	1	1	1	1	1	1	1	1	-	
	-Safety and Security System equipment maintained/operationalized/monitored (no.)		16	16	16	16	16	31	31	26	26	26	10	

[illegible]

P / A / P Code	Performance Indicators	UACS CODE	FY 2022 Physical Targets					FY 2022 Physical Accomplishments					VARIANCE	Remarks
			1st Quarter	2nd Quarter	3rd Quarter	4th Quarter	TOTAL	1st Quarter	2nd Quarter	3rd Quarter	4th Quarter	TOTAL		
(1)	(2)	(3)	(4)	(5)	(6)	(7)	(4+5+6+7)	(8)	(9)	(10)	(11)	(8+9+10+11)	(12)	(13)
Management Framework (CRMF) and Five-Year Work Plan (FYWP)	compliance with existing guidelines, and affirmed and approved (no)												-	
2 Forest Products Utilization and Price Monitoring	PENRO price data report consolidated, summarized and submitted quarterly to FMB with monthly breakdown (no.)		1	1	1	1	4	1	1	1	1	4	-	
- Price monitoring of forest products	CENRO price data report consolidated, summarized and submitted quarterly to RO with monthly breakdown (no.)													
3. Statistical Reporting System (SRS) FMS, BMB, LMB	statistical report submitted (no.)		1	1	1	1	1	1	1	1	1	1	-	
II. PLANNING AND MGT.														
• Preparation of FY 2022 Budget Proposal	FY 2021 Budget Proposal													
- Updating of Forward Estimates (FE)	reviewed/evaluated and submitted(no.)		1				1	1				1	-	
- Consultative workshop w/ CENROs, District 2														
• Preparation of FY 2022 Work and Financial Plan	CY 20120WFP reviewed and submitted(no.)					1	1				1	1	-	
- PENRO/Sectoral Consultation														
- Pre-programming Workshop														
- National Reprogramming Workshop														
- WFP Review and Finalization														
PENRO (4th) District 2														
2. MONITORING & EVALUATION OF ACCOMPLISHMENTS	PENROs and Divisions monitored (no.)		3	3	3	3	3	3	3	3	3	3	-	
DISTRICT 2 - PENRO	CENRO monitored (no.)												-	
DISTRICT 1 - CENRO MID.													-	
DISTRICT 3 - CENRO MAT.													-	
3. Attendance to Training	No. of Workshop/Meetings			1	1	1	3						(3)	
***To include other Statistical Activities	attended (no.)													
4. Hiring of Support staff (CENRO Level)	contract of service hired (no.)		2	2	2	2	2	2	2	2	2	2	-	
FOREST & WATERSHED MANAGEMENT SUB-PROGRAM														
ENHANCED - NATIONAL GREENING PROGRAM ECOSYSTEM MANAGEMENT SERVICE														
1. Site Assessment	Site assessed and mapped (ha)		800	800			1,600		1,765.00			1,765	165	
2. Seedling Production	Site prepared (ha)		62,375	75,617	24,990		162,982		176,340			176,340	13,358	
	Area planted (ha)												-	
	Number of seedlings planted (no.)													

P / A / P Code	Performance Indicators	UACS CODE	FY 2022 Physical Targets					FY 2022 Physical Accomplishments					VARIANCE	Remarks
			1st Quarter	2nd Quarter	3rd Quarter	4th Quarter	TOTAL	1st Quarter	2nd Quarter	3rd Quarter	4th Quarter	TOTAL		
(1)	(2)	(3)	(4)	(5)	(6)	(7)	(4+5+6+7)	(8)	(9)	(10)	(11)	(8+9+10+11)	(12)	(13)
	Cacao		9,000	6,500			15,500		16,570			16,570	1,070	
	Coffee		7,500	6,000			13,500		14,916			14,916	1,416	
	Timber			19,992	24,990		44,982		49,671			49,671	4,689	
	Indigenous		11,875	23,125			35,000		38,028			38,028	3,028	
	Fruit Tees		25,000	14,000			39,000		41,735			41,735	2,735	
	Rubber		9,000	6,000			15,000		15,420			15,420	420	
3. Plantation Establishment	area effectively rehabilitated (ha)			302	277		579		329	250.00		579.0	-	
	Site prepared (ha)												-	
	Area planted (ha)												-	
	Number of seedlings planted (no.)												-	
	Bamboo			170	159		329		329	250		579	-	
	Cacao			18	13		31			31		31	-	
	Coffee			15	12		27			27		27	-	
	Timber			12	15		27			27		27	-	
	Indigenous			19	38		57			57		57	-	
	Fruit Trees			50	28		78			78		78	-	
	Rubber			18	12		30			30		30	-	
4. Maintenance and Protection													-	
SUMMARY													-	
1st Year	Area maintained and protected (ha)					579	579			165	414	579	-	
-ring weeding, patrol work													-	
-geotagging													-	
2nd Year													-	
3 passes; 1 fireline establishment			1,592	1,592	1,592	1,592	1,592	796	796	795	1,592	1,592	-	3rd pass
- ring weeding, replanting, fire suppression, patrol work													-	
- application of fertilizer													-	
- maintenance of fireline													-	
-conduct of geotagging													-	
3rd Year (2020 PLANTATION)													-	
3 passes (3 quarters); 1 fireline establishment (1 quarter)			815	815	815	815	815	433	815	815	815	815	-	3rd pass
4. Maintenance and Protection of	SPA maintained (No.)		1	1	1	1	1	1	1	1	1	1	-	
Seedling Production Area (SPA)	seeds collected (kg)		10	30	30	30	100			110		110	10	
PENRO - DISTRICT 2													-	
6. Maintenance of MMFN	MMFN maintained (no.)			66,667	66,667	66,667	200,001	81,000	69,000	147,370	42,450	339,820	139,819	
	Sdlngs produced (no.)												-	
5. Hiring of ENR Extension Officers	ENR Extension Officers hired (no.)		11	11	11	11	11	11	11	11	11	11	-	
CENRO MIDSAYAP - District 1													-	
CENRO MATALAM - District 3													-	
8. Improvement/Establishment of Nurseries	satellite nurseries and bunkhouse constructed (no.)					2	2			1	1	2	-	
10. Procurement of Laptops	Laptops procured (no.)			6			6		6			6	-	
1. Preparation of Integrated Watershed Management Plan (IWMP)	IWMP prepared and finalized compliant to existing guidelines			5									-	
					1		1	1		1		1		

P / A / P Code	Performance Indicators	UACS CODE	FY 2022 Physical Targets					FY 2022 Physical Accomplishments					VARIANCE	Remarks
			1st Quarter	2nd Quarter	3rd Quarter	4th Quarter	TOTAL	1st Quarter	2nd Quarter	3rd Quarter	4th Quarter	TOTAL		
(1)	(2)	(3)	(4)	(5)	(6)	(7)	(4+5+6+7)	(8)	(9)	(10)	(11)	(8+9+10+11)	(12)	(13)
III. Structural Measures														
1. Establishment of Small Water Impounding System (Spring Development)	SWIS constructed (No.)			2			2		2		1	3	1	
* For Risk Resiliency Program (RRP)	(Cu.m.)			50			50		46		35.4	84.4	34	
LAND MANAGEMENT SUB-PROGRAM														
LAND SURVEY/DISPOSITION AND RECORDS MGT.														
a. RESIDENTIAL FREE PATENT	Patents approved and transmitted to the ROD within 10 working days (no.)		76	100	100	80	356	81	103	101	86	371	15	
b. Free Patent -Agricultural	Patents approved and transmitted to the ROD within 10 working days (no.)			20	20	16	56		20	20	31	71	15	
b. Free Patent -Agricultural (CO BASED FUND)	Patents approved and transmitted to the ROD within 10 working days (no.)			200			200		26	86	88	200	-	
1. Strengthening partnership with Local Government Units on public land titling (CO BASED FUND)	Resolution/MQA/MOPA forged with LGUs Libungan, Cotabato			1			1							
2. Cascading (CO BASED FUND)	Municipality/city capacitated (no.) Libungan, Cotabato			1			1							
3. Preparation of Land Tenure Profile (LTP) COBF	land tenure profile prepared (no. of barangay) Libungan, Cotabato				16		16							
4.2 Special patents	Special Patents Issued (no.)		2	5	5	3	13	2	5	7	1	19	6	
5. Strengthening partnership with Local Government Units on public land titling	Resolution/MQA/MOPA forged with LGUs (Pres. Roxas)		1				1	1		1		1	-	
5. Cascading	Municipality/city capacitated (no.) (Pres. Roxas)		1	1			1	1	1	1		1	-	
7. Preparation of Land Tenure Profile (LTP)	land tenure profile prepared (no. of barangay)			8	17		25		8	17		25	-	
II. Resolution of Disputes/Cases with Claims and Conflicts Cases														
1 Resolution of Land Cases with Claims and Conflicts	ADR proceedings conducted with report			1		1	2	3	1	1		5	3	
	Cases resolved/decided (no.)			1		1	2		2	4		6	4	
	- land cases settled amicably													
	- cases resolved (Regular procedure)													
5. LAND SURVEYS														
a. Survey of Residential Areas	Lot surveyed and approved (no.)			260			260		406			406	146	
b. Survey of Agricultural Areas	Public Land Subdivision (PLS) Survey approved (no.)			24			24		28			28	4	
NATURAL RESOURCES CONSERVATION & DEV.														
Protected Areas/Caves & Wetlands Development														
1. Management of Protected Areas														
II. For Proclaimed and Legislated PAs														
1. Completion of Demarcation of Boundary of Legislated PAs														
e. Quincunx (Trees between monuments)	- No. of corners of boundary relocated/established		11	12	11		34		23	11.07		34.07	0	
				6									-	
2. Biodiversity Monitoring System (BMS)	BMS transects monitored semi-annually			2		2	2		2		2	2	-	

[illegible]

P / A / P Code	Performance Indicators	UACS CODE	FY 2022 Physical Targets					FY 2022 Physical Accomplishments					VARIANCE	Remarks
			1st Quarter	2nd Quarter	3rd Quarter	4th Quarter	TOTAL	1st Quarter	2nd Quarter	3rd Quarter	4th Quarter	TOTAL		
(1)	(2)	(3)	(4)	(5)	(6)	(7)	(4+5+6+7)	(8)	(9)	(10)	(11)	(8+9+10+11)	(12)	(13)
	minutes of meetings (no.)		2	2	2	2	8	2	2	2	3	9	1	
	PAMB Resolutions approved (no.)		5	5	5	5	20	3	9	11	10	33	13	
c. PAMB Capacity Building	No. of Trainings/Learning events conducted				1		1			1		1	-	
c. Hiring of Project Support staff	Project support staff hired (no.)		11	11	11	11	11	11	11	11	11	11	-	
	Ecosystem Management Specialist II												-	
	PA Support Staff												-	
	PA Rangers												-	
11. Repair and Maintenance of Satellite/PAMO Office	Repair of Satellite/PAMO building		1	1	1	1	1	1	1	1	1	1	-	
	Office Supplies and Materials												-	
13. Ecotourism Program and Impact Monitoring														
a.2 Visitor Center/Tourism Facility	PA facilities maintained (no.)				1		1			1		1	-	
	Report submitted (no.)													
a.4 Information Center	PA facilities maintained (no.)			1			1		1			1	-	
	Report Submitted													
a.5 Monitoring Station	PA facilities maintained (no.)			2			2		1	1		2	-	
	Report Submitted												-	
13.2 Ecotourism Impact Monitoring	Program and Impact Monitoring conducted (no.)			1			1		1			1	-	
16.1 Inventory of A&D Lands, property and private rights	Statistics and area coverage of A&D property and private rights		1				1	1				1	-	
17. ASEAN Heritage Parks														
			1	1	1	1	1	1	1	1	1	1	-	
16.1 Acquisition of Free and Prior Informed Consent (FPIC) secured (no)				1			1							
16.2. Hiring of staff for the Project Team	Hired 2 researcher (18,000/mo)*6mos			2	2		2			2		2		
	Hired 3 mapper (15,000/mo)*3mos				3		3				3	3		
	Honorarium for local consultant (1000/day)			1			1				1	1		
	TEV allowances IC/IP community elders/leaders and members (500/day)			1			1				1	1		

[illegible]

P / A / P Code	Performance Indicators	UACS CODE	FY 2022 Physical Targets					FY 2022 Physical Accomplishments					VARIANCE	Remarks
			1st Quarter	2nd Quarter	3rd Quarter	4th Quarter	TOTAL	1st Quarter	2nd Quarter	3rd Quarter	4th Quarter	TOTAL		
(1)	(2)	(3)	(4)	(5)	(6)	(7)	(4+5+6+7)	(8)	(9)	(10)	(11)	(8+9+10+11)	(12)	(13)
	- Laptop			4			4		4			4	-	
	- Computer Desktop with Printer Scanner			1			1		1			1	-	
	Solar Panel			1			1		1			1	-	
													-	
WILDLIFE RESOURCES CONSERVATION AND DEV'T.														
I. Protection and Conservation of Wildlife														
1.1 Population and habitat monitoring and protection of priority threatened species														
a. Philippine Eagle	- Population survey/monitoring conducted (no.)		2	2	2	2	8	2	2	2	2	8	-	
<i>Population status and updated</i>														
<i>Population status and updated species distribution map</i>														
d. Migratory Bird	Waterbird count conducted		2				2	2				2	-	
<i>Asian Waterbird Census (AWC)</i>														
<i>Annual waterbird count</i>														
e. Tarsier	- Population survey/monitoring conducted (no.)		1	1	1	1	4	1	1	1	1	4	-	
<i>Population estimates/counts</i>														
<i>managed habitat</i>														
f. Bats (Flying Foxes)	- Population survey/monitoring conducted (no.)													
<i>updated Population status in</i>														
<i>each roosting sites with species distribution map</i>														
	- Alamada		2	2	2	2	8	2	2	2	2	8	-	
	- Arakan													
<i>Natural Resources management</i>														
<i>arrangement/agreement and permit issuance</i>														
I. Permit Issuance and Monitoring of Forest and Forest Resources Use														
1. Compliance Monitoring of tenure or permit holders (existing)	100 % tenure holders monitored in compliance to terms and conditions of the Agreement and forestry laws, rules and regulations		3	5	6	3	17	3	5	6	3	17	-	
a. CBFMA														
b. IFMA, SIFMA, FLGLA, FLAG, SLUP	100 % tenure holders monitored in compliance to terms and conditions of the Agreement and forestry laws, rules and regulations		8	9	9	7	33	8	9	9	7	33	-	
2. Assessment of CSCs (devolved CSCs) including expired, expiring, outside CBFMA														
- Individual CSC holders performance assessed with summary report submitted by CENRO indicating respective rating and categorical recommendations (no.)														
- CSC assessed with report submitted by C/PENRO indicating categorical recommendation (no.)														
- Management action implemented based on the recommendation by the Team (no.) The regional office shall submit to FMB summary report of results of CS indicating reasons for such and actions taken by the region on their indicating reasons for such and actions taken by the region on their recommendation														
	CSC area assessed and development therein indicated in the map		120	150	150	132	552	120	152	100	105	477	(75)	
II. Implementation of Forest Protection Program														
Menu of Activities and strategies														
MENU 3														

[illegible]

P / A / P Code	Performance Indicators	UACS CODE	FY 2022 Physical Targets					FY 2022 Physical Accomplishments					VARIANCE	Remarks
			1st Quarter	2nd Quarter	3rd Quarter	4th Quarter	TOTAL	1st Quarter	2nd Quarter	3rd Quarter	4th Quarter	TOTAL		
(1)	(2)	(3)	(4)	(5)	(6)	(7)	(4+5+6+7)	(8)	(9)	(10)	(11)	(8+9+10+11)	(12)	(13)
MENU 7														
Provision of institutional support in investigation, filing of information and/or criminal complaints and prosecution of forestry cases														
• Menu 7.1	report endorsed to office of Usec for Field Operations cc FMB with action taken (no.)			2		2	4		2		2	4	-	
Support to investigation, filing complaints and prosecution of criminal complaints														
• Menu 7.2														
Hiring of Legal Officers	Legal officers hired (no.)		2	2	2	2	2	2	2	2	2	2	-	
MENU 8														
Effective Forest Fire, Pest and Disease Management Measures														
Menu 8.2	Fireline established (ha.)		300				300	300				300	-	
Fireline establishment (to include NGP graduated project)														
(with Geo-tagged pictures of sites and GIS generated maps)														
MENU 10														
Sustainable Implementation of the Lawin Forest and Biodiversity Protection System														
a. Hiring of Forest Protection Officer (FPOs)	Forest protection officer hired (no.)		5	5	5	5	5	5	5	5	5	5	-	
LAWIN 29 Teams	Distance patrolled (km)		360	360	360	360	1,440	395,560	521,780	530,960	473,820	1,922,120	482	
10 teams														
7 teams														
5 teams														
7 teams	Reports submitted with at least 75% of the observed threats had actions taken (no.)		3	3	3	3	12	3	3	3	3	12	-	
	Quarterly patrol plan endorsed to FMB		1	1	1	1	4	1	1	1	1	4	-	
PROTECTED AREAS WILDLIFE, COASTAL & MARINE RES. ENFORCEMENT OF PA WILDLIFE & CAVE														
1. Processing/Issuance and Monitoring of CITES permits and other wildlife permits/certificates														
a. Processing/Issuance of Permits	Wildlife permit applications acted upon within the number of days as prescribed by the law (no.)			1	1	1	3		1		3	4	1	
	LTP: 1-2 days													
	CWR: 7 days													
	WFP: 24 days													
b. Compliance monitoring of CWR and WFP	100% of the holders of Certificate of Wildlife Registration (CWR) in the Region monitored relative to their compliance with the terms and conditions of the wildlife permit		1	2	2	2	7	1	5	5	9	9	2	
target setting for CWR should be all the active cwr holders per province ; same is true with WFP; budget would be 4000 times number of CWR/WFP														
3. Deputation and mobilization of WEO sem	WEOs deputized(no.)		10	10			20	10	15			25	5	
semester or just one sem preferably second														
ask recommendation from M and E	WEO mobilized with monthly report (no.)		1	1	1	1	4	1	1	1	1	4	-	
9 . Revenues Generated (Php)				12										
a) Forestry			90,000	225,000	1,900,000	60,000	2,275,000	68,077.00	1,627,650.72	206,224	268,751	2,370,701.82	95,702	

P / A / P Code	Performance Indicators	UACS CODE	FY 2022 Physical Targets					FY 2022 Physical Accomplishments					VARIANCE	Remarks
			1st Quarter	2nd Quarter	3rd Quarter	4th Quarter	TOTAL	1st Quarter	2nd Quarter	3rd Quarter	4th Quarter	TOTAL		
(1)	(2)	(3)	(4)	(5)	(6)	(7)	(4+5+6+7)	(8)	(9)	(10)	(11)	(8+9+10+11)	(12)	(13)
b) Lands														
b.3 Others (certification, filing, inspection fees)			20,000	15,000	20,000	15,000	70,000	25,150	29,875	52,960	48,110	156,095.00	86,095	
c) Biodiversity			250	250	250	250	1,000	250	600	600	400	1,850.00	850	
Miscellaneous Income (Hostel/Penalties/etc)								11,000	18,000	91,500	24,135	144,635.00		
12. Community-Based Program (CBP)	No. of PACBRMA endorsed			1	1	1	3		3			3		
Phase 1 (Year 2)														
10.1. CRMP Preparation, Capacity building and M&E: 420,000 (Y2)														
organizations (Public and Private)														
a. Application, processing and approval of PACBRMA														
b. Preparation of Community-Based Resource Management Plan (CRMP)														
c. Phase 2 (3rd-4th Quarter of Year 2) and continuation to the succeeding year														
C.1 Implementation of the CRMP														
a. Capacity Building on BDFE														
b. Cap Dev on Biodiversity Conservation and Organizational Development														
d. Monitoring and Evaluation														
003: Adaptive Capacities of Human Communities and Natural System Improved														
Environment and Natural Resources Resiliency Program														
1. Watershed Management														
a. Watershed Characterization and Vulnerability Assessment	Watershed Characterization with VA report (no.) Libungan River		1	1	1	1	1	1	1	1	1	1	-	


Prepared by:


ANNALYN M. ESCOTE
 FOR/III Actg. PO

Reviewed by:


EUNICE S. CALAWEN, CE, EnP
 Planning Officer III

Approved by:


RENATO C. DOMINGO
 ENR Officer