



Republic of the Philippines
Department of Environment and Natural Resources
PROVINCIAL ENVIRONMENT AND NATURAL RESOURCES OFFICE XII-4
Quirino Drive, Kidapawan City
Tel No. (064) 577 - 1412


December 17, 2021

FOR : **The Regional Executive Director**
DENR XII, Koronadal City

ATT'N : The Chief, Planning and Management Division

FROM : The PENR Officer
PENRO XII-4, Kidapawan City


SUBJECT : **Submission of 4th Quarter BAR Report of PENRO Cotabato CY 2021**



Respectfully submitted is the above cited-report of PENRO Cotabato on its 4th Quarter BAR Accomplishment Report CY 2021.

For information and record.

For and in the absence
Of the PENR Officer:


FATIMA K. MAGULAMA
Supervising EMS
Office-In-Charge

QUARTERLY PHYSICAL REPORTS ON OPERATION

As of December 2021

P / A / P Code	Performance Indicators	UACS CODE	FY 2021 Physical Targets					FY 2021 Physical Accomplishments					VARIANCE	Remarks
			1st Quarter	2nd Quarter	3rd Quarter	4th Quarter	TOTAL	1st Quarter	2nd Quarter	3rd Quarter	4th Quarter	TOTAL		
(1)	(2)	(3)	(4)	(5)	(6)	(7)	(4+5+6+7)	(8)	(9)	(10)	(11)	(8+9+10+11)	(12)	(13)
Gen.MGT.&SUPERVISION														
1.Personel Management	- personnel records maintained/updated (no.)		221	221	221	221	221	228	219	223	224	224	3	
2.Procurement Services	-bidding conducted/ contract/purchase Order issued (no.)		15	15	15	15	60	18	34	23	28	103	43	
3.Property Management	Office building maintained		1	1	1	1	4	4	4	4	4	4	-	
a. Maintenance of the Office Building Repainting/ maintenance of Comfort Room/ Repainting of maintenance of Offices	report submitted (no.)													
b. Inventory of Regional and Field Office Properties	Inventory conducted (no.)					1	1				1	1	-	
4.Communications	-message/e-mail transmitted/fax delivered (no.)		300	400	400	300	1400	1,366	1,928	1,517	1,187	5,998	4,598	
5.Records Management	-records maintained/ updated (no.)		500	500	500	500	2000	1,316	1,406	1,245	766	4,733	2,733	
6.Fiscal Collection														
OR Issued	-officials Receipt (O.R.) issued (no.)		650	925	925	800	3300	1,077	1,150	1,135	891	4,253	953	
7.Budget/Accounting														
a. Preparation of Financial Plan	Financial plan prepared (no.)			1			1			1		1	-	
b. Voucher and payroll Indexed & processed	-voucher and payroll indexed & processed (no.)		400	500	500	600	2000	275	730	789	419	2,213	213	
b. Submission of Reports														
DISTRICT 2														
• Budget and Financial Accountability report (BFAR)	-Financial report prepared and submitted (no.)		8	8	8	8	32	8	8	8	8	32	-	
- BFAR No. 1														
- FAR No. 1														
- BFAR No. 1-A														
- BFAR No. 1-B														
- FAR No. 2														
- FAR No. 2-A														
- FAR No. 3														
- BFAR No. 5														

P / A / P Code	Performance Indicators	UACS CODE	FY 2021 Physical Targets					FY 2021 Physical Accomplishments					VARIANCE	Remarks
			1st Quarter	2nd Quarter	3rd Quarter	4th Quarter	TOTAL	1st Quarter	2nd Quarter	3rd Quarter	4th Quarter	TOTAL		
(1)	(2)	(3)	(4)	(5)	(6)	(7)	(4+5+6+7)	(8)	(9)	(10)	(11)	(8+9+10+11)	(12)	(13)
(report submitted consist of the above-specified reports)														
• FAR No. 4			3	3	3	3	12	3	3	3	3	12	-	
(To be submitted on or before the end of the following month)														
c. Summary of Performance Monitoring Report (SPMR)	PENROs consolidated reviewed financial utilization reports		3	3	3	3	12	3	3	3	3	12	-	
d. Monitoring of Compliance to Audit Findings (CAAR/AOM)	Compliance monitoring report			1		1	2		1		1	2	-	
e. Financial Reconciliation & Closing of Book /Quarterly	Workshop attended (no.) Report submitted (no.)		1		1		2	1		1		2	-	
f. Preparation and Submission of Financial Reports	Report submitted to COA (no.)		3	3	3	3	12	3	3	3	3	12	-	
f.a. Monthly trial balance,	PENRO Report submitted to COA (no.)													
f.b Quarterly financial statements	PENRO Report submitted to COA and RO (no.)		1	1	1	1	4	1	1	1	1	4	-	
g. Hiring of Administrative Assistant (under PENRO Accountant & Budget Officer) **ARS semestral	Admin asst. hired (no.)		2	2	2	2	2	2	2	2	2	2	-	
8.Cashiering	Advices prepared (no.)		5	10	10	5	30	24	39	33	35	131	101	
9.Top Management acted upon	Paper/documents acted upon (no.)		750	750	750	750	3000	1,115	1,570	1,628	1,378	5691	2,691	
10. Conduct of Management Conference	Conference conducted (no.) Report submitted (no.)		1	1	1	1	4	1	1	1	1	4	-	
11. Vehicle Insurance	vehicle insured (no.)		23				23		3	7	13	23	-	
12. Buildings and Equipment Insurance	buildings & equipment insured(no.)		2			2	4		1		3	4	-	
D. Technical Training External/Internal Training	Trainings Attended (no)		2	3	3	2	10	7	68	14	8	97	87	
d.1 Attendance to National/Local Trainings	Individual Learning Report Submitted (no)													
SUPPORT TO OPERATIONS														
DATA Network Infrastructure Dev. And Mgt.														
Intensified Maintenance of ICT														
Equipments and Information Systems (Hardware & Software)	Network Infrastructure maintained with 80% uptime		85%	85%	85%	85%	85%	99.51%	100%	100%	100%	100%	0	
DISTRICT 2 - PENRO														
1. APPLICATION DATA BASED														
-Personnel Info System	-Systems database build-up and maintained (no.)		3	3	3	3	3	3	3	3	3	3	-	
2. MGT./MAINT. OF ICT RESOURCES/ FACILITIES other Info System	-Website Maintained		1	1	1	1	1	1	1	1	1	1	-	
INTERNET CONNECT. MAINTAINED/ OPERATIONALIZED/ MONITORED	-Internet connectivity/ maintained/ operationalized/ monitored (no.) Including LAMS (10Mbps for RO and 2-5Mbps for P/CENROs)		3	3	3	3	3	4	4	4	3	3	-	

P / A / P Code	Performance Indicators	UACS CODE	FY 2021 Physical Targets					FY 2021 Physical Accomplishments					VARIANCE	Remarks
			1st Quarter	2nd Quarter	3rd Quarter	4th Quarter	TOTAL	1st Quarter	2nd Quarter	3rd Quarter	4th Quarter	TOTAL		
(1)	(2)	(3)	(4)	(5)	(6)	(7)	(4+5+6+7)	(8)	(9)	(10)	(11)	(8+9+10+11)	(12)	(13)
VOIP maintained/ operationalized/ monitored	-VOIP maintained/ operationalized monitored (no.)		3	3	3	3	3	3	3	3	3	3	-	
SAFETY/SECU. EQUIPMENT MAINT.	-Safety and Security System equipment maintained/operationalized/monitored (no.)		12	12	12	12	12	23	23	29	32	32	20	
3. ICT Equipment - Desktop - Laptop	ICT equipment procured report submitted (no)			20			20		24			24	4	
4. Statistical Activities c. Coordination/linkages on statistical activities	Report submitted (no.)					1	1				1	1	-	
6. Operation/Maintenance of Enhanced Forestry Information System (e-FIS)	Updated Forestry Statistics available on-line Newly approved / existing forest tenure/ CTPO record reviewed and submitted online to FMB (no.) Newly approved forest tenure/CTPO record created, reviewed and submitted online to Regional Office (no.) Newly approved forest tenure/CTPO data/ information transformed to MDE Form and submitted to PENRO for encoding (no.)		1	1	1	1	1	1	1	1	1	1	-	
Prod. And Dissemination of Tech. and Popular Materials in the Conservation and Devt.														
1. Technical & popular materials produced & disseminated														
1. Pubic Information	editorial materials produced (no.) (press,photo)		3	3	3	3	12	3	9	4	2	18	6	
2. Information, Education and Communication	popular materials produced(no.)													
a. Flyer/brochure/newsletter, calendar, poster, magazine, notetook, planner,streamers/ tarpaulins produced etc.				150			150		300		150	450	150	
d Production and airing of Radio plugs				60			60		120		282	402	282	
h. Environmental lecture for students, communities, and other groups				1	1	1	3	1	2	1	1	5	2	
i. Meetings/orientations for private organizations, industries, community organizations, NGOs,				1			1	2	2		4	6	4	

P / A / P Code	Performance Indicators	UACS CODE	FY 2021 Physical Targets					FY 2021 Physical Accomplishments					VARIANCE	Remarks
			1st Quarter	2nd Quarter	3rd Quarter	4th Quarter	TOTAL	1st Quarter	2nd Quarter	3rd Quarter	4th Quarter	TOTAL		
(1)	(2)	(3)	(4)	(5)	(6)	(7)	(4+5+6+7)	(8)	(9)	(10)	(11)	(8+9+10+11)	(12)	(13)
LGUs and other government office														
j. Attendance to Workshop/Training				1			1				1	1	-	
3. Updating of Regional Transparency Seal	Required TS documents and reports updated/posted (no.)		1				1	1		1	1	1	-	
4. Maintenance of Library (Print, broadcast and issues monitoring)	ENR library maintained (no.) report submitted (no.)		3	3	3	3	12	3	3	3	10	19	7	
A.03.a Formulation and Monitoring of the ENR Sector policies, plans, programs and Projects														
2 Forest Products Utilization and Price Monitoring	PENRO price data report consolidated, summarized and submitted quarterly to FMB with monthly breakdown (no.)		1	1	1	1	4	1	1	1	1	4	-	
1. Price monitoring of forest products	CENRO price data report consolidated, summarized and submitted quarterly to RO with monthly breakdown (no.)													
3. Statistical Reporting System (SRS) FMS, BMB, LMB	statistical report submitted (no.)		1	1	1	1	1	1	1	1	1	1	-	
II. PLANNING AND MGT.														
• Preparation of FY 2021 Budget Proposal - Updating of Forward Estimates (FE) - Consultative workshop w/ CENROs, District 2	FY 2021 Budget Proposal reviewed/evaluated and submitted(no.)		1				1	1				1	-	
• Preparation of FY 2021 Work and Financial Plan - PENRO/Sectoral Consultation Pre-programming Workshop - National Reprogramming Workshop - WFP Review and Finalization PENRO (4th) District 2	CY 20120WFP reviewed and submitted(no.)					1	1				1	1	-	
2. MONITORING & EVALUATION OF ACCOMPLISHMENTS DISTRICT 2 - PENRO DISTRICT 1 - CENRO MID DISTRICT 3 - CENRO MAT.	PENROs and Divisions monitored (no.) CENRO monitored (no.)		3	3	3	3	3	3	3	3	3	3	-	
4. Hiring of Support staff (CENRO Level)	contract of service hired (no.)		2	2	2	2	2	2	2	2	2	2	-	
FOREST & WATERSHED MANAGEMENT SUB-PROGRAM ENHANCED - NATIONAL GREENING PROGRAM ECOSYSTEM MANAGEMENT SERVICE														

P / A / P Code	Performance Indicators	UACS CODE	FY 2021 Physical Targets					FY 2021 Physical Accomplishments					VARIANCE	Remarks
			1st Quarter	2nd Quarter	3rd Quarter	4th Quarter	TOTAL	1st Quarter	2nd Quarter	3rd Quarter	4th Quarter	TOTAL		
(1)	(2)	(3)	(4)	(5)	(6)	(7)	(4+5+6+7)	(8)	(9)	(10)	(11)	(8+9+10+11)	(12)	(13)
1. Site Assessment	Site assessed and mapped (ha)		1,000	1,000			2,000	1,526	2,284.50			3,811	1,811	Please exclude the 1,526 has. Report on SMP in the 1st quarter, since the area were used in 2021 New plantation. Just consider the 2nd quarter report having a total SMPed area of 2, 284.5 has.
2. Seedling Production	Site prepared (ha)			1,056,128			1,056,128		999,494	56,634	105,617	1,161,745	105,617	Seedling produced intended for mortality allowance
	Area planted (ha)												-	
	Number of seedlings planted (no.)													
	Bamboo			11,016			11,016		11,016		1,100	12,116	1,100	
	Cacao			100,000			100,000		100,000		10,000	110,000	10,000	
	Coffee			61,500			61,500		61,500		6,145	67,645	6,145	
	Rubber			80,000			80,000		80,000		8,000	88,000	8,000	
	Agroforestry			203,000			203,000		203,000		20,300	223,300		
	Timber			553,112			553,112		496,478	56,634	55,323	608,435	55,323	
	Indigenous			47,500			47,500		47,500		4,749	52,249	4,749	
	Seedling Charge to MMFN			401,506			401,506		343,196	68,849		412,045	10,539	
3. Plantation Establishment	area effectively rehabilitated (ha)				1,592		1,592			1,563.20	38.8	1,592.0	-	
	Site prepared (ha)													
	Area planted (ha)													
	Number of seedlings planted (no.)													
	Bamboo				54		54			54		54	-	
	Cacao				200		200			200		200	-	
	Coffee				123		123			123		123	-	
	Rubber				160		160			160		160	-	
	Agroforestry				406		406			404	2	406	-	
	Timber				332		332			318.2	13.8	332	-	
	Timber (MMFN)				241		241			218	23	241	-	
	Indigenous				76		76			76		76	-	
4. Maintenance and Protection														
SUMMARY														

P / A / P Code	Performance Indicators	UACS CODE	FY 2021 Physical Targets					FY 2021 Physical Accomplishments					VARIANCE	Remarks
			1st Quarter	2nd Quarter	3rd Quarter	4th Quarter	TOTAL	1st Quarter	2nd Quarter	3rd Quarter	4th Quarter	TOTAL		
(1)	(2)	(3)	(4)	(5)	(6)	(7)	(4+5+6+7)	(8)	(9)	(10)	(11)	(8+9+10+11)	(12)	(13)
1st Year	Area maintained and protected (ha)					1,592	1,592				1,592	1,592	-	
-ring weeding, patrol work													-	
-geotagging														
2nd Year														
3 passes (3 quarters); 1 fireline establishment (1 quarter)			815	815	815		815		605		815	815	-	
4. Maintenance and Protection of	SPA maintained (No.)		1	1	1	1	1	1	1	1	1	1	-	
Seedling Production Area (SPA)	seeds collected (kg)		10	30	30	30	100				116	116	16	
PENRO - DISTRICT 2														
6. Maintenance of MMFN	MMFN maintained (no.)			298,990	701,010		1,000,000	107,000	403,380	637,705		1,148,005	148,005	
	Sdlings produced (no.)													
5. Hiring of ENR Extension Officers	ENR Extension Officers hired (no.)		16	16	16	16	16	16	16	16	16	16	-	
CENRO MIDSAYAP - District 1														
CENRO MATALAM - District 3														
9. Procurement of Geotagging equipment	Geotagging equipment procured (no.)		12				12	20				20	8	
LAND MANAGEMENT SUB-PROGRAM														
LAND SURVEY/DISPOSITION AND RECORDS MGT.														
a. RESIDENTIAL FREE PATENT	Patents approved and transmitted to the ROD within 5 working days (no.)		50	78	122	70	320	78	82	54	160	374	54	
b. Free Patent -Agricultural	Patents approved and transmitted to the ROD within 5 working days (no.)							19	25	3		47		No target this year
c. Commercial, Industrial, MSA, Others	patent issued/signed (no.)				3	3	6	7	13	6	6	32	26	32 special patents
MSA Sales Applications)	(ha.)													
Coverage:														
- Residential (areas disposed under CA 141)														
- Commercial														
- Industrial														
5. Cascading	Municipality/city capacitated (no.)		1				1						(1)	
- Matalam														
7. Preparation of Land Tenure Profile (LTP)	land tenure profile prepared (no.of barangay)			33	33		33			24	10	34	1	
II. Resolution of Disputes/Cases with Claims and Conflicts Cases														
1 Resolution of Land Cases with Claims and Conflicts	ADR proceedings conducted with report submitted (no.)		3	3	3	3	12	1	5	1	5	12	-	

P / A / P Code	Performance Indicators	UACS CODE	FY 2021 Physical Targets					FY 2021 Physical Accomplishments					VARIANCE	Remarks
			1st Quarter	2nd Quarter	3rd Quarter	4th Quarter	TOTAL	1st Quarter	2nd Quarter	3rd Quarter	4th Quarter	TOTAL		
(1)	(2)	(3)	(4)	(5)	(6)	(7)	(4+5+6+7)	(8)	(9)	(10)	(11)	(8+9+10+11)	(12)	(13)
	Land cases settled amicably (no.) 4 daw under RO													
5. LAND SURVEYS														
a. Survey of Residential Areas	No. of Lots Surveyed (no.)		75	150			225	145	198			343	118	
LAND RECORDS MAINTENANCE														
	JO hired (no.)		4	4	4	4	4	3	4	4	4	4	-	
	Municipalities cleansed and linked to DCDB of Regional Office (no.) (hiring of JO @15k/month)			4		4	4	4	4	4	4	4	-	
	New PLAs encoded (no)		3,600	2,300	2,300		8,200	3,088	3,147	2,861	3,608	12,704	4,504	
	New PLAs scanned (no)		28,800	36,800	36,800	28,800	131,200	43,853	56,567	37,188	56,591	194,199	62,999	
NATURAL RESOURCES CONSERVATION & DEV.														
Protected Areas/Caves & Wetlands Development														
1. Management of Protected Areas														
I. For Remaining Initial Components of the NIPAS														
2. PA Establishment	No. of Proclamation drafted with complete attachments		1	1	1	1	1	1	1	1	1	1	-	
PAs found SUITABLE as protected area under the NIPAS shall proceed with the ff. steps for establishment:														
1. Preparation and completion of maps with technical description of boundaries														
2. Public Notification														
3. Public Consultation														
4. Preparation of PA Management Plan (IPAP) with indicative management zones														
5. Public Hearing														
6. Review by the Regional NIPAS Review Committee (RNRC) / National NRC (NNRC)														
7. Drafting of Presidential Proclamation														
II. For Proclaimed and Legislated PAs														
2. Biodiversity Monitoring System (BMS)	BMS transects monitored semi-annually			2		2	2		2		2	2	-	
3. Biodiversity Assessment and Monitoring (BAMS)	2-km transect assessed and established and		1	1	1	1	1	1	1		1	1	-	
(Composite Team - RO, PENRO, CENRO, PAMO)														
I. Assessment and Establishment of 2-km transect														
PHASE 1 (1st Quarter)	2-Ha Permanent Biodiversity Monitoring Area assessed and established (PBMA)													
1. Organization and Planning														
PHASE 2 (1st Quarter to 4th Quarter)														
2. Physical Assessment														
a. GIS mapping (watershed delineation, Stratification for resource assessment, Modeling hazard susceptibility)														
b. Assessment of PA functions (watershed characterization, assessment of soil and geology, land use and land cover, water geology, land use and land cover, water quality assessment)														
c. Data Analysis (assessment and correlation of trends and changes)														
3. Establishment of the 2 km Transect and baseline data gathering														
a. Flora assessment and Fauna assessment														
4. Establishment of the 2-Ha Permanent														

P / A / P Code	Performance Indicators	UACS CODE	FY 2021 Physical Targets					FY 2021 Physical Accomplishments					VARIANCE	Remarks
			1st Quarter	2nd Quarter	3rd Quarter	4th Quarter	TOTAL	1st Quarter	2nd Quarter	3rd Quarter	4th Quarter	TOTAL		
(1)	(2)	(3)	(4)	(5)	(6)	(7)	(4+5+6+7)	(8)	(9)	(10)	(11)	(8+9+10+11)	(12)	(13)
Biodiversity Monitoring Area (PBMA) and data gathering (Survey and gridding, Marking of grids)														
Database development (flora and fauna inventory, mapping of inventoried data, building and populating the spatial database)														
5. Presentation of results to PAMB														
5. PAMB Operationalization														
	minutes of meetings (no)		2	2	2	2	8	2	2	1	4	9	1	
	PAMB Resolutions approved (no.)		5	5	5	5	20	7	8	10	10	35	15	
b. Management Effectiveness Assessment	No. of MEA conducted following BMB TB No. 2018-04		1	1	1	1	1	1	1	1	1	1	-	
c. Capacity building (stakeholders forum)				1	1		2	1		1		2	-	
6. Community-Based Program (CBP)	No. of POs (with TM members) organized		1	1	1	1	1	1	1	1	2	2	1	
Phase 1 (1st Quarter of Year 1)	No. of PACBRMA issued													
1. IEC about the Program														
2. Linkaging the Community to other stakeholders organizations (Public and Private)														
Phase 2 (2nd-4th Quarter of Year 1)														
3. Identification of Community-Based Areas														
4. PO Formation														
7. Ecotourism Management														
a.2 Visitor Center/Tourism Facility	PA facilities maintained (no.)		2	2	2	2	2	2	2	2	2	2	-	
	Report submitted (no.)													
a.4 Information Center	PA facilities maintained (no.)		1	1	1	1	1	1	1	1	1	1	-	
	Report Submitted													
a.5 Monitoring Station	PA facilities maintained (no.)		2	2	2	2	2	2	2	2	2	2	-	
	Report Submitted													
8. Hiring of Project Support staff	Project support staff hired (no.)		4	4	4	4	4	4	4	4	4	4	-	
- must be an agricultural engr/Biologist/Forester/Envi Science														
IV. Conservation of Inland Wetlands	Inland Wetland assessed (no.)					1	1	1	1	1		1	-	final report submitted last August 2021
1. Assessment of Inland Wetland														
WILDLIFE RESOURCES CONSERVATION AND DEVT. PROGRAM														
I. Protection and Conservation of Wildlife														
1.1 Population and habitat monitoring and protection of priority threatened species														
a. Philippine Eagle	- Population survey/monitoring		2	2	2	2	8	2	2	2	2	8	-	
Population status and updated	conducted (no.)													
Population status and updated	conducted (no.)													

P / A / P Code	Performance Indicators	UACS CODE	FY 2021 Physical Targets					FY 2021 Physical Accomplishments					VARIANCE	Remarks
			1st Quarter	2nd Quarter	3rd Quarter	4th Quarter	TOTAL	1st Quarter	2nd Quarter	3rd Quarter	4th Quarter	TOTAL		
(1)	(2)	(3)	(4)	(5)	(6)	(7)	(4+5+6+7)	(8)	(9)	(10)	(11)	(8+9+10+11)	(12)	(13)
species distribution map	- animals rescued, rehabilitated and released													
b. Documentation of Philippine Eagle (Phase 2)	Video documentary of Philippine Eagle within Magpet and Arakan (no.)		1	1	1		1	1	1	1	1	1	-	
Population status and updated species distribution map														
d. Migratory Bird	Waterbird count conducted		1	1	1	1	1	1				1	-	
Asian Waterbird Census (AWC)	in migratory birds sites (no.)													
Annual waterbird count														
e. Tarsier	- Population survey/monitoring conducted (no.)		2	2	2	2	8	2	2	2	2	8	-	
Population estimates/counts managed habitat	Magpet & Arakan Aleosan & Alamada													
f. Bats (Flying Foxes)	- Population survey/monitoring conducted (no.)													
updated Population status in each roosting sites with species distribution map	- Alamada - Arakan		2	2	2	2	8	2	2	2	2	8	-	
Natural Resources management arrangement/agreement and permit issuance														
i. Permit Issuance and Monitoring of Forest and Forest Resources Use														
1. Compliance Monitoring of tenure or permit holders (existing)	100 % tenure holders monitored in compliance to terms and conditions of the Agreement and forestry laws, rules and regulations		4	5	5	3	17	4	5	5	3	17	-	
a. CBFMA														
b. IFMA, SIFMA, FLGLA, FLAG, SLUP	100 % tenure holders monitored in compliance to terms and conditions of the Agreement and forestry laws, rules and regulations		8	9	8	8	33	8	9	11	5	33	-	
2. Assessment of CSCs (devolved CSCs) including expired, expiring, outside CBFMA	CSC area assessed and development therein indicated in the map		94	94	94	94	376	100	125	98	116	439	63	
- Individual CSC holders performance assessed with summary report submitted by CENRO indicating respective rating and categorical recommendations (no.)														
- CSC assessed with report submitted by C/PENRO indicating categorical recommendation (no.)														
- Management action implemented based on the recommendation by the Team (no.) The regional office shall submit to FMB summary report of results of CS indicating reasons for such and actions taken by the region on their indicating reasons for such and actions taken by the region on their recommendation														
3. Performance Evaluation of Tenured Areas	100% of tenurial instruments targeted for PE		2	2	2	2	2	2	2	2	2	2	-	
- extent of area covered by TI evaluated;	evaluated with categorical recommendation													
- extent of area evaluated Indicated in GIS maps prepared with geo and report submitted (no.)														
- Pertinent documents reviewed and evaluated;														
- Performance Evaluation report with categorical recommendation														

P / A / P Code	Performance Indicators	UACS CODE	FY 2021 Physical Targets					FY 2021 Physical Accomplishments					VARIANCE	Remarks
			1st Quarter	2nd Quarter	3rd Quarter	4th Quarter	TOTAL	1st Quarter	2nd Quarter	3rd Quarter	4th Quarter	TOTAL		
(1)	(2)	(3)	(4)	(5)	(6)	(7)	(4+5+6+7)	(8)	(9)	(10)	(11)	(8+9+10+11)	(12)	(13)
-Performance Evaluation report reviewed/evaluated with categorical recommendation and endorsed to RO.														
-Performance Evaluation report reviewed/evaluated with categorical recommendation and endorsed to CO.														
II. Implementation of Forest Protection Program														
Menu of Activities and strategies														
MENU 1														
Provision of full logistic and material support that are essential in forest law enforcement														
• Menu 1.2														
Procurement of Equipment and Gadgets:														
a. Scientific and Technical Equipment														
- RFID	RFID procured (no.)			2			2		2			2	-	
- GPS	purchased of GPS (no.)			2			2		2			2	-	
• Menu 1.3														
Acquisition of vehicles:	Motorcycle procured (no.)			4			4		4		1	5	1	
c. Motorcycles														
• Menu 1.6														
Uniform for Forest Officers	Uniforms Purchased (no)		20				20		40			40	20	Official uniform composed of the following: Polo shirt, Pants and wide brim hat for trekking shoes not included to give priority to the 40 FRs.
MENU 3														
Active Collaboration and Involvement of Forest Communities and other Stakeholders in Forest Protection and Law Enforcement undertakings														
Menu 3.1														
Activate/revitalize MFPCs, individual and group volunteers for deputation as DENROs	individual/group volunteers deputized (no.)		2	2	2	2	8	2	2	2	2	8	-	
**MFPC Revitalized, Group/DENRO deputized														
MENU 4														
Undertake capacity building to DENR field personnel and enhance their skills and competence or effective protection of forest and plantations for biodiversity conservations														
Menu 4.4														
Capacitation / updating of FPO / FR and other field personnel on new policies issuance and its implementation	trainings conducted with report submitted (no.) personnel trained (no.)			1			1		1			1	-	
MENU 5														
Sustain a well-planned Information, Education and Communications campaign region-wide down to CENRO level														
• Menu 5.1														
Involvement of forest communities in forest protection works	meetings conducted with report submitted (no.)		1	1	1	1	4	1	2	2	2	7	3	
- Conduct of IEC														

P / A / P Code	Performance Indicators	UACS CODE	FY 2021 Physical Targets					FY 2021 Physical Accomplishments					VARIANCE	Remarks
			1st Quarter	2nd Quarter	3rd Quarter	4th Quarter	TOTAL	1st Quarter	2nd Quarter	3rd Quarter	4th Quarter	TOTAL		
(1)	(2)	(3)	(4)	(5)	(6)	(7)	(4+5+6+7)	(8)	(9)	(10)	(11)	(8+9+10+11)	(12)	(13)
- forest community dialogue														
- Surveillance														
MENU 6														
Consistent apprehension, & mandatory administrative adjudication and confiscation of undocumented forest products and including conveyances and other implements														
• Menu 6.1														
Apprehension of undocumented forest products including NTFPs, vehicles, equipment and other implements thru proper channels	volume (bd.ft.) of apprehended undocumented forest products including NTFPs with incidence reports submitted to FMB		2,500	2,500	2,600	2,430	10,030	1,501	10,717	4,437	1,132	17,787	7,757	
	No. of vehicles, equipment and other implements apprehended thru channels with incidence reports submitted to OUFO cc FMB map (shp) of the location of apprehension submitted to OUFO cc FMB			1	1		2		5	2		7	5	
• Menu 6.2														
Hauling of apprehended forest products and vehicles/implements to CENR Office or any nearest Government Office	volume (bd ft) of the apprehended forest products hauled to CENR Office or any nearest Government Office with incidence report submitted to OUFO cc FMB		750	750	780	729	3009	1,501	10,717	2,057	1,675	15,950	12,941	
	No. of apprehended vehicles, equipment and other implements hauled thru proper channels with incidence reports submitted to OUFO cc FMB			1	1		2		5		1	6	4	
• Menu 6.3														
Immediate administrative and adjudication proceedings of apprehended forest products including conveyances, tools and implements	administrative adjudication proceedings report carried out within the prescription period (no.)			1	2	1	4	1	1	2	1	5	1	
MENU 7														
Provision of institutional support in investigation, filing of information and/or criminal complaints and prosecution of forestry cases														
• Menu 7.1														
Support to investigation, filing complaints and prosecution of criminal complaints	report endorsed to office of Usec for Field Operations cc FMB with action taken (no.)		2	2	2	2	2	2	2	2	2	2	-	
• Menu 7.2														
Hiring of Legal Officers	Legal officers hired (no.)		2	2	2	2	2	2	2	1	2	2	-	
MENU 8														
Effective Forest Fire, Pest and Disease Management Measures														
• Menu 8.2														
Fireline establishment (to include NGP graduated project) (with Geo-tagged pictures of sites and GIS generated maps)	Fireline established (ha.)			368			368		368			368	-	
MENU 10														


P / A / P Code	Performance Indicators	UACS CODE	FY 2021 Physical Targets					FY 2021 Physical Accomplishments					VARIANCE	Remarks
			1st Quarter	2nd Quarter	3rd Quarter	4th Quarter	TOTAL	1st Quarter	2nd Quarter	3rd Quarter	4th Quarter	TOTAL		
(1)	(2)	(3)	(4)	(5)	(6)	(7)	(4+5+6+7)	(8)	(9)	(10)	(11)	(8+9+10+11)	(12)	(13)
Sustainable implementation of the Lawin Forest and Biodiversity Protection System														
a. Hiring of Forest Protection Officer (FPOs)	Forest protection officer hired (no.)		5	5	5	5	5	5	5	5	5	5	-	
LAWIN 29 Teams	Distance patrolled (km)		300	300	300	300	1200	408.883	787	538.41	519.06	2,353.35	1,153	
10 teams														
7 teams														
5 teams														
7 teams														
	Reports submitted with at least 75% of the observed threats had actions taken (no)		1	1	1	1	4	1	1	1	1	4	-	
	Quarterly patrol plan endorsed to FMB		1	1	1	1	4	1	1	1	1	4	-	
III. Updating of the Forest Protection Plan	Forest protection plan consolidated, reviewed and endorsed to FMB (no.)		1				1	1				1	-	
	Updated forest protection plan (no.)													
PROTECTED AREAS WILDLIFE, COASTAL & MARINE RES. ENFORCEMENT OF PA WILDLIFE & CAVE														
1. Processing/Issuance and Monitoring of CITES permits and other wildlife permits/certificates														
a. Processing/Issuance of Permits	Wildlife permit applications acted upon within the number of days as prescribed by the law (no)			1		1	2			2	4	6	4	
	LTP: 1-2 days													
	-CWR: 7 days													
	-WFP: 24 days													
b. Compliance monitoring of CWR and WFP	100% of the holders of Certificate of Wildlife Registration (CWR) in the target setting for CWR should be all the active cwr holders per province ; same is true with WFP; budget would be 4000 times number of CWR/WFP		4	4	4	4	4	1	1	9	10	10	6	There are newly issued CWR holders
3. Deputation and mobilization of WEO	WEOs deputized (no.)		20				20	20	29	29	29	29	9	
please coordinate with ED which is better if this is done per semester or just one sem preferably second														
ask recommendation from M and E														
	WEO mobilized with monthly report (no.)		1	1	1	1	4	1	1	1	1	2	(2)	
9 . Revenues Generated (Php)														
a) Forestry			150,000	150,000	150,000	150,000	600,000	1,647,814.93	250,499.24	188,900	81,136	2,168,350.17		
b) Lands			18,250	18,250	18,250	18,250	73,000	36,955	16,690	22,715	16,045	92,405.00		
c) Biodiversity			250	250	250	250	1,000	100	700	550	900	2,250.00		
Miscellaneous Income (Hostel/Penalties/etc)								43,000	22,000	24,300	9,000	98,300.00		
OO3 : Adaptive Capacities of Human Communities and Natural System Improved														

P / A / P Code	Performance Indicators	UACS CODE	FY 2021 Physical Targets					FY 2021 Physical Accomplishments					VARIANCE	Remarks
			1st Quarter	2nd Quarter	3rd Quarter	4th Quarter	TOTAL	1st Quarter	2nd Quarter	3rd Quarter	4th Quarter	TOTAL		
(1)	(2)	(3)	(4)	(5)	(6)	(7)	(4+5+6+7)	(8)	(9)	(10)	(11)	(8+9+10+11)	(12)	(13)
Environment and Natural Resources Resiliency Program														
1. Watershed Management														
a. Watershed Characterization and Vulnerability Assessment														
	Watershed Characterization with VA report (no.)		1	1	1	1	1	1	1		1	1	-	

Prepared by:


ANNALYN M. ESCOTE
 FOR / Actg. PO

Reviewed by:


EUNICE S. CALAWEN, CE, EnP
 Planning Officer III

Approved by:


MAMUTUR D. CARIGA
 PENR Officer