




Republic of the Philippines
Department of Environment and Natural Resources
PROVINCIAL ENVIRONMENT AND NATURAL RESOURCES OFFICE XII-4
Quirino Drive, Kidapawan City
Tel No. (064) 577 - 1412

January 28, 2022



FOR : **The Regional Executive Director**
DENR XII, Koronadal City

ATT'N : The Chief, Planning and Management Division


FROM : The PENR Officer
PENRO XII-4, Kidapawan City

SUBJECT : **Consolidated Physical and Financial Accomplishment Report of
PENRO Cotabato for the Month of January 2022.**

Respectfully submitted is the herein Consolidated Monthly Accomplishment Report of
PENRO Cotabato for the Month of January 2022.

For information and record.

For and in the absence of the
PENR Officer:



DANILO P. MUYCO
Office- In- Charge/Chief, MSD

Code	Program/Project/Activity	Performance Indicators	PHYSICAL											Fund Source	FINANCIAL										Remarks/Justifications for those activities with low and high percentage accomplishments	
			TARGET			January	February	March	April	May	June	To Date	% Accom (This Month)		% Accom (To Date)	Allotment	Released	% (Amt. Released/Allotment*100)	Obligation		Disbursement		% Budget Utilization Rate (BUR)			
			Annual Target	This Month	To Date														This Month	To date	This Month	To date	Obligation/Allotment (16/12*100)	Disbursement/Allotment (18/16*100)		
(1)	(2)	(3)	(5)	(6)	(7)							(9)	(10)	(11)		(12)	(13)	(14)						(19)	(20)	(21)
A.01.a	Gen.MGT.&SUPERVISION																									
	1.Personel Management																									
	(quarterly report)	- personnel records	221																							
	DISTRICT 2 (PENRO)	(No.)	106																							
	CENRO MID. -DISTRICT 1		60																							
	CENRO MAT. - DISTRICT 3		55																							
	2.Procurement Services																									
	(quarterly report)	-bidding conducted/contract/purchase	60																							
		Order issued (no.)																								
	DISTRICT 2 - PENRO		20																							
	DISTRICT 1 - CENRO MID.		20																							
	DISTRICT 3 - CENRO MAT.		20																							
	3.Property Management		4																							
	(quarterly report)	- Maintenance/ Repair of facility (no.)																								
	DISTRICT 2 - PENRO	report submitted (no.)																								
	DISTRICT 1 - CENRO MID.																									
	DISTRICT 3 - CENRO MAT.																									
	b. Inventory of Regional and Field Office properties (4th quarter)	Inventory conducted (no.)	1																							
	4.Communications																									
	(quarterly report)	-message/e-mail transmitted/fax	1,400																							
	DISTRICT 2 - PENRO	delivered (no.)	700																							
	DISTRICT 1 - CENRO MID.		350																							
	DISTRICT 3 - CENRO MAT.		350																							
	5.Records Management		2,000																							
	(quarterly report)	--records maintained/updated (no.)																								
	DISTRICT 2 - PENRO		1,200																							
	DISTRICT 1 - CENRO MID.		400																							
	DISTRICT 3 - CENRO MAT.		400																							
	6.Fiscal Collection																									
	OR issued	-officials Receipt (O.R.) issued (no.)	3,300																							
	DISTRICT 2 - PENRO		750																							
	DISTRICT 1 - CENRO MID.		750																							
	DISTRICT 3 - CENRO MAT.		1,800																							
	7.Budget/Accounting																									
	a. Preparation of Financial Plan																									

Code	Program/Project/Activity	Performance Indicators	PHYSICAL												Fund Source	FINANCIAL										Remarks/Justifications for those activities with low and high percentage accomplishments
			TARGET													Allotment	Released	% (Amt. Released/Allotment*100)	Obligation		Disbursement		% Budget Utilization Rate (BUR)			
			Annual Target	This Month	To Date	January	February	March	April	May	June	To Date	% Accom (This Month) (8/7*100)	% Accom (To Date) (9/5*100)					This Month	To date	This Month	To date	Obligation/Allotment (16/12*100)	Disbursement/Allotment (18/16*100)		
(1)	(2)	(3)	(5)	(6)	(7)							(9)	(10)	(11)		(12)	(13)	(14)					(19)	(20)	(21)	
		Financial Plan																								
	DISTRICT 2 - PENRO		2,000																							
		-voucher and payroll indexed & processed (no.)	2,000																							
	b. Submission of Reports																									
	DISTRICT 2 - PENRO	-Financial report prepared and submitted (no.)	8																							
	• Budget and Financial Accountability report (BFAR)	submitted (no.)																								
	- BFAR No. 1		1																							
	- FAR No. 1		1																							
	- BFAR No. 1-A		1																							
	- BFAR No. 1-B		1																							
	- FAR No. 2		1																							
	- FAR No. 2-A		1																							
	-FAR No. 3		1																							
	- BFAR No. 5		1																							
	(report submitted consist of the above-specified reports)																									
	• FAR No. 4		12	1	1	1						1	100	8												
	(To be submitted on or before the end of the following month)																									
	c. Summary of Performance Monitoring Report (SPMR)	PENROs consulted reviewed financial utilization reports (Monthly)	12	1	1	1						1	100	8												
	d. Monitoring of Compliance to Adult Findings (CAAR/AOM)	Compliance monitoring report (no.)	1																							
	e. Financial Reconciliation & Closing of Book/Quarterly (1st & 3rd)	Workshop attended Report submitted (No.)	2																							
	f. Preparation and Submission of Financial Reports	Report submitted to COA PENRO Report submitted to COA (no.)	12	1	1	1						1	100	8												
	f.a. Monthly trial balance																									
	f. b Quarterly financial statements	PENRO Report submitted to COA (no.)																								
	G. Hiring of Administrative Assistant (under PENRO Accountant & Budget Officer)	Admin. Asst. hired (no.)	2																							
	8. Cashiering	Advises prepared (no.)	30																							
	DISTRICT 2 - PENRO																									
	9.Top Management acted upon (quarterly report)	Paper/documents acted upon (no.)	3,000																							
	DISTRICT 2 - PENRO		1,000																							
	DISTRICT 1 - CENRO MID.		1,000																							
	DISTRICT 3 - CENRO MAT.		1,000																							
	10. Conduct of Management Conference	Conference conducted(no.) Report submitted (no.)	4																							
	DISTRICT 2 - PENRO																									
	11. Vehicular Insurance (1st Quarter)	vehicle insured (no.)	23																							

Code	Program/Project/Activity	Performance Indicators	PHYSICAL												Fund Source	FINANCIAL										Remarks/Justifications for those activities with low and high percentage accomplishments
			TARGET			January	February	March	April	May	June	To Date	% Accom (This Month)	% Accom (To Date)		Allotment	Released	% (Amt. Released/Allotment*100)	Obligation		Disbursement		% Budget Utilization Rate (BUR)			
			Annual Target	This Month	To Date														This Month	To date	This Month	To date	Obligation/Allotment (16/12*100)	Disbursement/Allotment (18/16*100)		
																									(5)	
(1)	(2)	(3)	(5)	(6)	(7)							(9)	(10)	(11)		(12)	(13)	(14)	This Month	To date	This Month	To date	(19)	(20)	(21)	
	DISTRICT 2 - PENRO																									
	DISTRICT 1 - CENRO MID.																									
	DISTRICT 3 - CENRO MAT.																									
	12. Buildings and Equipment	Buildings & equipment	4																							
	Insurance (1st quarter)	Insured (no.)																								
	DISTRICT 2 - PENRO		2																							
	DISTRICT 1 - CENRO MID.		1																							
	DISTRICT 3 - CENRO MAT.		1																							
	D. Technical Training External/Internal trainings																									
	d. 1 Attendance to National/Local Trainings	Trainings attended (no.)	10																							
		ILR Report submitted (no.)																								
	DISTRICT 2 - PENRO		2																							
	DISTRICT 1 - CENRO MID.		4																							
	DISTRICT 3 - CENRO MAT.		4																							
A.02	SUPPORT TO OPERATIONS																									
A.02.a	DATA Network Infrastructure Dev. And Mgt.																									
	Intensified Maintenance of ICT																									
	Equipments and Information Systems	Network Infrastructure maintain	85%	85%	85%	100							100	11765	11765											
	(Hardware & Software)	85% uptime																								
	DISTRICT 2 - PENRO																									
	1. APPLICATION DATA BASED																									
		-Systems database build-up and maintained (no.)	3																							
		-System database maintained (no.)	1																							
	DISTRICT 2 - PENRO	Personnel	1																							
	DISTRICT 1 - CENRO MID.	Information System	1																							
	DISTRICT 3 - CENRO MAT.	DATS/URS	1																							
		Accounting Tracking System																								
	2. MGT./MAINT. OF ICT RESOURCES/ FACILITIES other Info System																									
		-Website Maintained	1																							
	DISTRICT 2 - PENRO		1																							
	INTERNET CONNECT. MAINTAINED/ OPERATIONALIZED/ MONITORED	-Internet connectivity/ maintained/ operationalized/ monitored (no.)	3																							
			1																							
	DISTRICT 2 - PENRO		1																							
	DISTRICT 1 - CENRO MID.		1																							
	DISTRICT 3 - CENRO MAT.		1																							
	Operating System & Productivity software upgrade																									

Code	Program/Project/Activity	Performance Indicators	PHYSICAL												FINANCIAL										Remarks/Justifications for those activities with low and high percentage accomplishments
			TARGET			January	February	March	April	May	June	To Date	% Accom (This Month)	% Accom (To Date)	Fund Source	Allotment	Released	% (Amt. Released/Allotment*100)	Obligation		Disbursement		% Budget Utilization Rate (BUR)		
			Annual Target	This Month	To Date														This Month	To date	This Month	To date	Obligation/Allotment (16/12*100)	Disbursement/Allotment (18/16*100)	
(1)	(2)	(3)	(5)	(6)	(7)							(9)	(10)	(11)		(12)	(13)	(14)	This Month	To date	This Month	To date	(19)	(20)	(21)
	VOIP maintained/ operationalized/ monitored	-VOIP maintained/ operationalized monitored (no.)	3																						
	DISTRICT 2 - PENRO		1																						
	DISTRICT 1 - CENRO MID.		1																						
	DISTRICT 3 - CENRO MAT.		1																						
	SAFETY/SECU. EQUIPMENT MAINT.	-Safety and Security System equipment	12																						
	DISTRICT 2 - PENRO	maintained/operationalized/monitored (no.)	4																						
	DISTRICT 1 - CENRO MID.		4																						
	DISTRICT 3 - CENRO MAT.		4																						
	4. ICT Equipment	ICT equipment procured																							
	- Desktop	report submitted (no)	20																						
	- Laptop																								
	DISTRICT 2 - PENRO		4																						
	DISTRICT 1 - CENRO MID.		8																						
	DISTRICT 3 - CENRO MAT.		8																						
	5. Coordination/linkages on statistical Activities	Report Submitted(No.)	1																						
	DISTRICT 2 - PENRO		1																						
	6. Operation/Maintenance of Enhanced Forestry	Updated Forestry Statistics available on-line,	1																						
	Information System (e-FIS)	Newly approved forest tenure/																							
	DISTRICT 2 - PENRO	CTPO records created, reviewed and submitted online to FMB (no.)	1																						
	DISTRICT 1 - CENRO MID.	Newly approved forest tenure/	1																						
	DISTRICT 3 - CENRO MAT.	CTPO records created, reviewed and submitted online to RO (no.)	1																						
		Newly approved forest tenure/																							
		CTPO records created, reviewed and submitted online to PENRO for encoding (no.)																							
A.02.b	Prod. And Dissemination of Tech. and Popular Materials in the Conservation and Devt.																								
	1. Technical & popular materials produced & disseminated.																								
	1. Public Information																								
		editorial materials produced (press photo)	12																						
	DISTRICT 2 - PENRO		4																						
	DISTRICT 1 - CENRO MID.		4																						
	DISTRICT 3 - CENRO MAT.		4																						
	2.Information, Education and Communication	popular materials produced (no.)	426																						

Code	Program/Project/Activity	Performance Indicators	PHYSICAL											Fund Source	FINANCIAL								Remarks/Justifications for those activities with low and high percentage accomplishments		
			TARGET												Allotment	Released	% (Amt. Released/Allotment*100)	Obligation		Disbursement		% Budget Utilization Rate (BUR)			
			Annual Target	This Month	To Date	January	February	March	April	May	June	To Date	% Accom (This Month)					% Accom (To Date)	This Month	To date	This Month	To date		Obligation/Allotment (16/12*100)	Disbursement/Allotment (18/16*100)
	a. 2Flyer/ brochure/newsletter, calendar, poster, magazine, notebook, planner, etc.		300																						
	d. Production and airing of Radio Plugs		120																						
	g. Digital reproduction of video materials	interpersonal communication (no.)	6																						
	h. Environmental lecture for students, communities, and other groups	report submitted (no.)	3																						
	DISTRICT 2 - PENRO (3rd Q)		1																						
	DISTRICT 1 - CENRO MID. (2nd Q)		1																						
	DISTRICT 3 - CENRO MAT. (1st Q)		1																						
	I. Meetings/orientations for private organization, industries, community organizations, NGO's, LGU's & other Gov't Office	Meetings orientation conducted (nos.)	2																						
	DISTRICT 2 - PENRO (4th Q)		1																						
	DISTRICT 1 - CENRO MID. (3rd Q)		1																						
	DISTRICT 3 - CENRO MAT. (2nd Q)		1																						
	J. Attendance to Workshop/Training		1																						
	2nd quarter																								
	DISTRICT 2 - PENRO		1																						
	DISTRICT 1 - CENRO MID.		1																						
	DISTRICT 3 - CENRO MAT.		1																						
	3. Updating of Regional Transparency Seal (Monthly)	Required TS documents and reports updated/ posted	1	1	1	1							1	100	100										
	DISTRICT 2 - PENRO																								
	5. MAINTENANCE OF LIBRARY		12																						
	DISTRICT 2 - PENRO	-Local newspapers monitored (no.)	4																						
	DISTRICT 1 - CENRO MID.		4																						
	DISTRICT 3 - CENRO MAT.		4																						
A.03.a	I. FORM,N./ MON. of ENR SECTOR POLICIES PLANS,PROGRAMS AND PROJECTS																								
	2. Forest Products Utilization and Price Monitoring	price data gathered,processed and summarized 12 reports submitted	4																						
	- Price monitoring of forest products		4																						
	DISTRICT 2 - PENRO	to RO (no)	4																						
	DISTRICT 1 - CENRO MID.	price data gathered,processed and	4																						
	DISTRICT 3 - CENRO MAT.																								
	3. Statistical Reporting System (SRS)	statistical report submitted (no.)	1																						
	FMS, BMB, LMS																								
	II. PLANNING AND MGT.																								
	1. Preparation and Review of Annual Budget/ Target Proposal and Physical and Financial Plan																								

Code	Program/Project/Activity	Performance Indicators	PHYSICAL												Fund Source	FINANCIAL								Remarks/Justifications for those activities with low and high percentage accomplishments	
			TARGET			January	February	March	April	May	June	To Date	% Accom (This Month)	% Accom (To Date)		Allotment	Released	% (Amt. Released/Allotment*100)	Obligation		Disbursement		% Budget Utilization Rate (BUR)		
			Annual Target	This Month	To Date														This Month	To date	This Month	To date	Obligation/Allotment (16/12*100)		Disbursement/Allotment (18/16*100)
(1)	(2)	(3)	(5)	(6)	(7)							(9)	(10)	(11)		(12)	(13)	(14)					(19)	(20)	(21)
	1. Preparation of FY 2021 Budget proposal	FY 2021 Budget proposal	1																						
	Updating of Forward Estimates (FE)	reviewed/ evaluated and																							
	Consultative workshop w/ CENROs	submitted (no.)																							
	PENROs																								
	BP presentation to CSO and RDC																								
	DISTRICT 2 - PENRO (1st & 2nd Quarter)																								
	2. Preparation of FY 2021 Work and		1																						
	Financial Plan																								
	* PENRO/Sectoral Consultation																								
	Pre-programming Workshop																								
	* National Reprogramming Workshop																								
	* WFP Review and Finalization																								
	DISTRICT 2 - PENRO (4th quarter)																								
	2. MONITORING & EVALUATION OF ACCOMPLISHMENTS	-PENRO and CENRO monitored (no.) reports submitted	3	1	1	1						1													
	DISTRICT 2 - PENRO		1	1	1	1						1													
	DISTRICT 1 - CENRO MID.		1	1	1	1						1													
	DISTRICT 3 - CENRO MAT.		1	1	1	1						1													
	4. Hiring of Support staff	No. of service hired (no.)	2																						
	DISTRICT 1 - CENRO MID.		1																						
	DISTRICT 3 - CENRO MAT.		1																						
A.03.b	FOREST & WATERSHED MANAGEMENT																								
	SUB-PROGRAM																								
	ENHANCED - NATIONAL GREENING PROGRAM																								
	1. Survey, Mapping and Planning																								
		site validated/assessed ha.	2,000																						
	DISTRICT 1 - CENRO MID.	GIS-generated maps (no.)	1000.0																						
	DISTRICT 3 - CENRO MAT.		1000.0																						
	2. Seedling Production	Seedling produced (no.)	1,056,128																						
	Bambo		11,016																						
	DISTRICT 1 - CENRO MID.		5,508																						
	DISTRICT 3 - CENRO MAT.		5,508																						
	Cacao		100,000																						

Code	Program/Project/Activity	Performance Indicators	PHYSICAL											FINANCIAL										Remarks/Justifications for those activities with low and high percentage accomplishments	
			TARGET			January	February	March	April	May	June	To Date	% Accom (This Month)	% Accom (To Date)	Fund Source	Allotment	Released	% (Amt. Released/Allotment*100)	Obligation		Disbursement		% Budget Utilization Rate (BUR)		
			Annual Target	This Month	To Date														This Month	To date	This Month	To date	Obligation/Allotment (16/12*100)		Disbursement/Allotment (18/16*100)
(1)	(2)	(3)	(5)	(6)	(7)							(9)	(10)	(11)		(12)	(13)	(14)	This Month	To date	This Month	To date	(19)	(20)	(21)
	Rubber		160																						
	DISTRICT 1 - CENRO MID.		80.00																						
	DISTRICT 3 - CENRO MAT.		80.00																						
	Agroforestry		406																						
	DISTRICT 1 - CENRO MID.		203																						
	DISTRICT 3 - CENRO MAT.		203																						
	Timber		332																						
	DISTRICT 1 - CENRO MID.		166.00																						
	DISTRICT 3 - CENRO MAT.		166.00																						
	Timber (MMFN)		241																						
	DISTRICT 1 - CENRO MID.		121.00																						
	DISTRICT 3 - CENRO MAT.		120.00																						
	Indigenous		76																						
	DISTRICT 1 - CENRO MID.		38																						
	DISTRICT 3 - CENRO MAT.		38																						
	3. Maintenance and Protection of Established Plantations																								
	1ST YEAR																								
	1st Year Maintenance (1st Pass)	Area maintained and protected (ha)	1,592																						
	- ring weeding, patrol work																								
	- conduct of geotagging																								
	DISTRICT 1 - CENRO MID.																								
	DISTRICT 3 - CENRO MAT.																								
	2nd YEAR																								
	a. MAINTENANCE AND PROTECTION 2018	Area maintained and protected (ha)																							
	REGULAR		815																						
	CENRO MIDSAYAP		382																						
	CENRO MATALAM		433																						
	DISTRICT 1																								
	DISTRICT 2																								
	DISTRICT 3																								
	1st CYCLE		815																						
	CENRO MIDSAYAP		382																						
	CENRO MATALAM		433																						
	2ND CYCLE		815																						
	CENRO MIDSAYAP		382																						
	CENRO MATALAM		433																						
	3RD CYCLE		815																						
	CENRO MIDSAYAP		382																						

Code	Program/Project/Activity	Performance Indicators	PHYSICAL											Fund Source	FINANCIAL								Remarks/Justifications for those activities with low and high percentage accomplishments		
			TARGET			January	February	March	April	May	June	To Date	% Accom (This Month)		% Accom (To Date)	Allotment	Released	% (Amt. Released/Allotment*100)	Obligation		Disbursement			% Budget Utilization Rate (BUR)	
			Annual Target	This Month	To Date														This Month	To date	This Month	To date		Obligation/Allotment (16/12*100)	Disbursement/Allotment (18/16*100)
(1)	(2)	(3)	(5)	(6)	(7)							(9)	(10)	(11)		(12)	(13)	(14)	This Month	To date	This Month	To date	(19)	(20)	(21)
	CENRO MATALAM		433																						
	4. Maintenance and Protection of Seed Production Area (SPA)	SPA maintained and protected (ha)	1																						
	PENRO - DISTRICT 2		1																						
	6. Maintenance of MMFN	MMFN maintained (no.)	401,506																						
	DISTRICT 1 - CENRO MID.		201,586																						
	DISTRICT 3 - CENRO MAT.		199,920																						
	7. Hiring of ENR Extension Officers	ENR Extension Officers hired (no.)	16																						
	PENRO - District 2																								
	CENRO MIDSAYAP - District 1																								
	CENRO MATALAM - District 3																								
	8. Procurement of Geotagging equipment	Geotagging equipment procured (no.)	12																						
	PENRO - DISTRICT 2																								
	003: Adaptive Capacities of Human Communities and Natutal System Improved		1																						
	1. Watershed Management	Watershed characterization with VA updated (no) (ha)																							
	a. Watershed Characterization and Vulnerability Assessment	Malasila River Watershed																							
	CENRO MATALAM - District 3		1																						
	LAND MANAGEMENT SUB-PROGRAM																								
A03.c	LAND SURVEY/DISPOSITION AND RECORDS MGT.																								
	a. RESIDENTIAL FREE PATENT	- No. of Patent issued (no.)	356	25	25	8						8	32	2											
		application processed w/ final action (no.)																							
		patent signed and transmitted to RD(no.)																							
	PENRO																								
	CENRO MIDSAYAP		178	12	12																				
	CENRO MATALAM		178	13	13	8.00						8	62	4											
	Area (has.)																								
	PENRO																								
	CENRO MIDSAYAP																								
	CENRO MATALAM																								
	BY DISTRICT		356			8.00						8.00													
	DISTRICT 1																								
	DISTRICT 2					2.00						2.00													
	DISTRICT 3					6.00						6.00													
	Area (has.)					0.3992						0.3992													
	DISTRICT 1	(Hectares)																							
	DISTRICT 2	(Hectares)				0.1281						0.1281													
	DISTRICT 3	(Hectares)				0.2711						0.2711													
	Patent Processed																								
	CENRO MIDSAYAP																								
	CENRO MATALAM																								

Code	Program/Project/Activity	Performance Indicators	PHYSICAL												Fund Source	FINANCIAL								Remarks/Justifications for those activities with low and high percentage accomplishments	
			TARGET			January	February	March	April	May	June	To Date	% Accom (This Month) (8/7*100)	% Accom (To Date) (9/5*100)		Allotment	Released	% (Amt. Released/Allotment*100)	Obligation		Disbursement		% Budget Utilization Rate (BUR)		
			Annual Target	This Month	To Date														This Month	To date	This Month	To date	Obligation/Allotment (16/12*100)		Disbursement/Allotment (18/16*100)
(1)	(2)	(3)	(5)	(6)	(7)							(9)	(10)	(11)		(12)	(13)	(14)	This Month	To date	This Month	To date	(19)	(20)	(21)
	DISTRICT 1 - CENRO MID.																								
	DISTRICT 2 - PENRO																								
	DISTRICT 3 - CENRO MAT.																								
	c. Issuance of other patents (MSA,etc.)		15	1	1	1							1	100	7										
	PENRO																								
	CENRO MIDSAYAP		7																						
	CENRO MATALAM		8	1	1	1							1												
	Area (has.)					181.6518							181.6518												
	PENRO																								
	CENRO MIDSAYAP																								
	CENRO MATALAM					181.6518							181.6518												
	(hectares)					181.6518							181.6518												
	DISTRICT 1																								
	DISTRICT 2																								
	DISTRICT 3					181.6518							181.6518												
	7. Preparation of Land Tenure Profile (LTP)	Land tenure profile prepared (no.)	33																						
	DISTRICT 3 - CENRO MAT.		33																						
	4. RESOLUTION of LAND DISPUTES/CASES	ADR proceedings conducted with report submitted (no.)	12																						
	PENRO	- land cases resolved/ settled amicably (no.)																							
	DISTRICT 1 - CENRO MID.	-cases resolved/decided (no.)	6																						
	DISTRICT 3 - CENRO MAT.		6																						
	III. LAND SURVEYS																								
	a. Survey of Residential Areas	Lots surveyed (no.)	225																						
	DISTRICT 1 - CENRO MID.		112																						
	DISTRICT 3 - CENRO MAT.		113																						
	VII.LAND RECORDS MAINTENANCE																								
	JO hired (no.)		4																						
	PENRO		2																						
	DISTRICT 1 - CENRO MID.		1																						
	DISTRICT 3 - CENRO MAT.		1																						
	PENRO	Municipalities cleansed and linked to DCDB of Regional Office (no.)	4																						
		(hiring of JO @ 15k/month)																							
	DISTRICT 1 - CENRO MID.		2																						
	DISTRICT 3 - CENRO MAT.		2																						
	New PLAs scanned (no.)		8,200																						
	PENRO		5,000																						
	DISTRICT 1 - CENRO MID.		1,600																						
	DISTRICT 3 - CENRO MAT.		1,600																						
	New PLAs encoded (no.)		131,200																						
	PENRO		80,000																						
	DISTRICT 1 - CENRO MID.		25,600																						

Code	Program/Project/Activity	Performance Indicators	PHYSICAL												Fund Source	FINANCIAL										Remarks/Justifications for those activities with low and high percentage accomplishments
			TARGET			January	February	March	April	May	June	To Date	% Accom (This Month)	% Accom (To Date)		Allotment	Released	% (Amt. Released/Allotment*100)	Obligation		Disbursement		% Budget Utilization Rate (BUR)			
			Annual Target	This Month	To Date														This Month	To date	This Month	To date	Obligation/Allotment (16/12*100)	Disbursement/Allotment (18/16*100)		
(1)	(2)	(3)	(5)	(6)	(7)							(9)	(10)	(11)		(12)	(13)	(14)					(19)	(20)	(21)	
	DISTRICT 3 - CENRO MAT.		25,600																							
A.03.d.1	NATURAL RESOURCES CONSERVATION & DEV.																									
	Protected Areas/Caves & Wetlands Development																									
	I. For Remaining Initial Components of the NIPAS	PASA report with complete attachments	1																							
	1. PASA completion	submitted to BMB																								
	2. PA Establishment	No. of Proclamation drafted with complete																								
	Pas found SUITABLE as protected area	attachments																								
	under the NIPAS shall proceed with the																									
	ff. steps for establishment ;																									
	2. Public notification																									
	3. Public Consultation																									
	4. Preparation of mgt. plan (IPAP) with																									
	indicative mgt. zones																									
	5. Public hearing																									
	6. Review by the Regional NIPAS Review																									
	Committee (RNRC)/ National NRC																									
	(NNRC)																									
	7. Drafting of Prseidential Proclamation																									
	DISTRICT 1 - CENRO MID.			1																						
	II. For Proclaimead and Legislated PAs																									
	2. Biodiversity Monitoring System (BMS)	BMS transects monitored	2																							
	PENRO	semi-annually																								
	DISTRICT 2 - MANP			1																						
	DISTRICT 1 - LANBA			1																						
3. Biodiversity Assessment and																										
Monitoring (BAMS)																										
(Composite Team-RO, PENRO, CENRO, PAMO)																										
I. Assessment and Establishment	2 km transect assessed	1																								
of 2-km transect	and established and 2 ha.																									
PHASE 1 (1st Quarter)	Permanent Biodiversity																									
1. Organization and Planning	Monitoring Area assessed																									
PHASE 2 (1st quarter to 4th quarter)	and established (PBMA)																									
2. Physical Assessment																										
a. GIS mapping (watershed																										
delineation, Stratification for																										
resource assessment, Modeling																										
hazard susceptibility)																										
b. Assessment of PA functions																										

Code	Program/Project/Activity	Performance Indicators	PHYSICAL											FINANCIAL										Remarks/Justifications for those activities with low and high percentage accomplishments	
			TARGET			January	February	March	April	May	June	To Date	% Accom (This Month)	% Accom (To Date)	Fund Source	Allotment	Released	% (Amt. Released/Allotment*100)	Obligation		Disbursement		% Budget Utilization Rate (BUR)		
			Annual Target	This Month	To Date														This Month	To date	This Month	To date	Obligation/Allotment (16/12*100)		Disbursement/Allotment (18/16*100)
(1)	(2)	(3)	(5)	(6)	(7)							(9)	(10)	(11)		(12)	(13)	(14)					(19)	(20)	(21)
	(watershed characterization, assessment of soil and geology, land use and land cover, water geology, land use and land cover, water quality assessment)																								
	c. Data Analysis (assessment and correlation of trends and changes)																								
	3. Estab. Of the 2 km Transect and baseline data gathering																								
	a. Flora assessment and Fauna assessment)																								
	4. Estab. Of the 2 ha. Permanent Biodiversity Monitoring Area (PBMA) and data gatherings (Survey and gridding, Marking of grids)																								
	Database dev't (Flora & Fauna inventory), mapping of inventoried data, building and populating the spatial database																								
	5. Presentation of results to PAMB																								
	DISTRICT 2 - MANP																								
	2. PAMB Operation																								
	PENRO	Minutes of meeting\$ (no.)		4																					
	DISTRICT 2 - MANP			4																					
	DISTRICT 1 - LANBA			4																					
	PENRO	PAMB Resolutions approved (no.)		20																					
	DISTRICT 2 - MANP			12																					
	DISTRICT 1 - LANBA			8																					
	b. Management Effectiveness Assessment	No. of MEA conducted		1																					
	DISTRICT 2 - MANP	ff. BMB TB No. 2018-04																							
	c. Capacity building (stakeholders forum)			2																					
	DISTRICT 2 - MANP																								
	6. Community- Based Program (CBP)	No. of POs (with TM		1																					
	Phase 1 (1st Quarter of year 1)	members) oragnized																							
	1. IEC about the program	No. of PACBRMA issued.																							
	2. Linkaging the Community to other holders organizations (Public & Private)																								
	Phase 2 (2nd-4th Quarter of Year 1)																								
	3. Identification of Community -																								

Code	Program/Project/Activity	Performance Indicators	PHYSICAL												Fund Source	FINANCIAL										Remarks/Justifications for those activities with low and high percentage accomplishments
			TARGET			January	February	March	April	May	June	To Date	% Accom (This Month) (8/7*100)	% Accom (To Date) (9/5*100)		Allotment	Released	% (Amt. Released/Allotment*100)	Obligation		Disbursement		% Budget Utilization Rate (BUR)			
			Annual Target	This Month	To Date														This Month	To date	This Month	To date	Obligation/Allotment (16/12*100)	Disbursement/Allotment (18/16*100)		
(1)	(2)	(3)	(5)	(6)	(7)							(9)	(10)	(11)		(12)	(13)	(14)	This Month	To date	This Month	To date	(19)	(20)	(21)	
	Based Areas																									
	4. PO Formation																									
	DISTRICT 2 - MANP																									
	7. Ecotourism Management																									
	a.2 Visitor Center/Tourism Facility	PA facilities maintained (no.)	2																							
	DISTRICT 2 - MANP		1																							
	DISTRICT 1 - LANBA		1																							
	a.4 Information Center	PA facilities maintained (no.)	1																							
	DISTRICT 1 - LANBA		1																							
	a.5 Monitoring Station	PA facilities maintained (no.)	2																							
	DISTRICT 2 - MANP		1																							
	DISTRICT 1 - LANBA		1																							
	7. Hiring of Project Support staff	Project support staff hired (no.)	2																							
	DISTRICT 2 - MANP		2																							
	IV. Conservation of Inland Wetlands	Inland Wetland assessed	1																							
	1. assessment of Inland wetlands	(no.)																								
	DISTRICT 2 - MANP																									
	WILDLIFE RESOURCES CONSERVATION AND DEV'T. PROGRAM																									
	I. Protection and Conservation of Wildlife																									
	1.1 Population and habitat monitoring and protection of priority threatened species																									
	a. Philippine Eagle		8																							
	Population status and updated species distribution map	Population survey/monitoring conducted (no.)																								
	Salasang, Ganatan and MANP area	animals rescued, rehabilitated and releases																								
	CENRO MATALAM - DISTRICT 2		8																							
	b. Documentation of Philippine Eagle	Video documentary of Philippine Eagle	1																							
	Eagle Phase 2	within Magpet and Arakan(no.)																								
	Population status & updated species distribution map																									
	CENRO MATALAM - DISTRICT 2		1																							
	d. Migratory Bird	No. of migratory bird site monitored	4																							
	- Asian Waterbird Census (AWC)	Consolidated AWC Count Report																								
	organization/briefing of Monitoring Team	Map of monitored sites																								
	- consolidation of count/report writing	No. of migratory bird site monitored (no.)																								
	submission of report to BMB	Population count conducted (no.)																								
		field monitoring/survey/activity reports (no.)																								

Code	Program/Project/Activity	Performance Indicators	PHYSICAL											Fund Source	FINANCIAL										Remarks/Justifications for those activities with low and high percentage accomplishments
			TARGET			January	February	March	April	May	June	To Date	% Accom (This Month) (8/7*100)		% Accom (To Date) (9/5*100)	Allotment	Released	% (Amt. Released/Allotment*100)	Obligation		Disbursement		% Budget Utilization Rate (BUR)		
			Annual Target	This Month	To Date														This Month	To date	This Month	To date	Obligation/Allotment (16/12*100)	Disbursement/Allotment (18/16*100)	
(1)	(2)	(3)	(5)	(6)	(7)							(9)	(10)	(11)		(12)	(13)	(14)	This Month	To date	This Month	To date	(19)	(20)	(21)
	CENRO MATALAM - District 3		4																						
	e. Tarsier	Updated distribution maps (no.)	8																						
	1. Composite Team	Reports, including photo-documentation																							
	2. Conduct of population verification survey in known tarsier habitats	submitted to BMB: - Population surveys conducted (no.)																							
	Population count	field monitoring/survey/activity reports (no.)																							
	Report Submitted to BMB (no.)																								
	CENRO MATALAM		8																						
	f. Bats (Flying Foxes)	- Population survey/monitoring conducted (no.)	8																						
	CENRO MIDSAYAP	Alamada	4																						
	CENRO MATALAM	Arakan	4																						
	A.03.g. ENFORCEMENT OF LAWS, RULES AND REGULATIONS																								
	1. Forest Products Utilization and Land Use Regulation																								
	a.Compliance monitoring of existing agreements and permit (2nd & 4th qrtr. Target)	tenurial instrument holders assessed/evaluated with categorical recommendation (no.) - CBFMA																							
	PENRO		19																						
	CENRO MIDSAYAP		6																						
	CENRO MATALAM		13																						
	CONGRESSIONAL DISTRICTS		19																						
	DISTRICT 1		3																						
	DISTRICT 2		13																						
	DISTRICT 3		3																						
	a.1. IFMA, FLGMA, FLAG		33																						
	CENRO MATALAM																								
	2. Performance Evaluation of Tenured Areas	number of tenurial instrument reviewed/evaluated with categorical recommendation endorsed to FMB	2																						
	-Extent of area covered by TI evaluated;																								
	-Extent of area evaluated indicated in GIS maps prepared with geo-tagged photos																								
	-Pertinent documents reviewed and evaluated;																								
	-Performance Evaluation report with categorical recommendation endorsed to RO.																								
	-Performance Evaluation report reviewed/evaluated with categorical recommendation and endorsed to RO.																								
	-Performance Evaluation report reviewed/evaluated with categorical recommendation and endorsed to CO.																								
	CENRO MATALAM		2																						
	b. Assessment of CSCs (devolved CSCs) Including expired, expiring, outside CBFMA		558																						


Code	Program/Project/Activity	Performance Indicators	PHYSICAL											FINANCIAL										Remarks/Justifications for those activities with low and high percentage accomplishments	
			TARGET			January	February	March	April	May	June	To Date	% Accom (This Month)	% Accom (To Date)	Fund Source	Allotment	Released	% (Amt. Released/Allotment*100)	Obligation		Disbursement		% Budget Utilization Rate (BUR)		
			Annual Target	This Month	To Date														This Month	To date	This Month	To date	Obligation/Allotment (16/12*100)		Disbursement/Allotment (18/16*100)
	- Individual CSC holders performance summary report submitted by CENRO indicating respective rating and categorical recommendations (no.)																								
	- CSC assessed with report submitted by indicating categorical recommendation (no.)																								
	- Management action implemented based on recommendation by the Team (no.) The shall submit to FMB summary report of results indicating reasons for such and actions taken region on their indicating reasons for such and actions taken by the region on their recommendation	CSC area assessment & development therein indicated in the map																							
	CENRO MIDSAYAP		233																						
	CENRO MATALAM		234																						
	MENU 1.2																								
	Procurement of Equipment & Gadgets																								
	a. Scientific and technical Equipment																								
	RFID	RFID procured (no.)	2																						
	GPS	GPS procured (no.)	2																						
	• Menu 1.3																								
	Acquisition of vehicle																								
	f. Motorcycles	Motorcycle purchased (no.)	4																						
	Menu 1.6																								
	Uniform for Forest Officers	Uniforms purchased (no.)	20																						
	MENU 3																								
	Active Collaboration and Involvement of Forest Communities and other Stakeholders in Forest Protection and Law Enforcement undertakings																								
	• Menu 3.1																								
	Activate/revitalize MFPCs, individual and group for deputization as DENROs -orientations, seminars, symposium	individual/group volunteers deputized (no.)	8																						
	CENRO MIDSAYAP		4																						
	CENRO MATALAM		4																						
	Menu 4.4																								
	Capacitation /updating of FPO /FR and other field personnel on new policies	Trainings conducted with report submitted (no.)	1																						
	issuance and its implementation (2nd quarter)	personnel trained (no.)																							
	• Menu 5.1																								
	Involvement of forest communities in forest protection works	Meetings conducted (no.)	4																						
	'includes Indigenous Cultural Communities, IPs, etc (guides, volunteers) meetings with forest communities																								
	CENRO MIDSAYAP (1st & 4th)		2																						
	CENRO MATALAM (2nd & 3rd)		2																						

Code	Program/Project/Activity	Performance Indicators	PHYSICAL											FINANCIAL										Remarks/Justifications for those activities with low and high percentage accomplishments	
			TARGET			January	February	March	April	May	June	To Date	% Accom (This Month)	% Accom (To Date)	Fund Source	Allotment	Released	% (Amt. Released/Allotment*100)	Obligation		Disbursement		% Budget Utilization Rate (BUR)		
			Annual Target	This Month	To Date														This Month	To date	This Month	To date	Obligation/Allotment (16/12*100)		Disbursement/Allotment (18/16*100)
(1)	(2)	(3)	(5)	(6)	(7)							(9)	(10)	(11)		(12)	(13)	(14)					(19)	(20)	(21)
	● Menu 6.1																								
	Apprehension of undocumented forest products	Vol. (bd ft.) of apprehended	10,030																						
	including NTFPs vehicles,quipment and other	undocumented forest																							
	implements thru proper channels	products including																							
		NTFPs with incidence																							
	CENRO MIDSAYAP	reports submitted to FMB	5,015																						
	CENRO MATALAM		5,015																						
		No. of vehicles, equipment	2																						
		and other implement																							
		apprehended thru																							
		channels with incidence																							
		reports submitted to																							
		OUFO cc FMB																							
	CENRO MIDSAYAP (2nd Q)		1																						
	CENRO MATALAM (3rd Q)		1																						
	● Menu 6.2																								
	Hauling of apprehended forest products and vehicles/ implements to CENR Office or any nearest Government Office	Vol. (bdft.) of the	3,009																						
		apprehended forest																							
		products hauled to CENR																							
		Office or any nearest																							
		Government Office with																							
	CENRO MIDSAYAP	incidence report	1,504																						
	CENRO MATALAM	submitted to OUFO cc	1,505																						
		FMB																							
		No. of apprehended	2																						
		vehicles, equipment and																							
		other implements hauled																							
		thru proper channels with																							
		incidence reports																							
	CENRO MIDSAYAP (3rd Q)		1																						
	CENRO MATALAM (2nd Q)		1																						
	● Menu 6.3																								
	Immediate administrative and adjudication proceedings of	administrative adjudication proceedings	4																						
	apprehended forest products including conveyances	report carried out within the prescription																							
		period (no.)																							
	CENRO MIDSAYAP 2nd & 3rd)		2																						
	CENRO MATALAM (3rd & 4th)		2																						
	● Menu 7.1																								
	Support to investigation, filing and prosecution of criminal complaints	report endorsed to office of Usecc for implementing PENRO	2																						
		Operation cc FMB with action taken (no.)																							
		*for implementing PENRO																							
		report endorsed to regional office with actions taken (no)																							
		*report endorsed to OUFO cc FMB with actions taken (no)																							
	Quarterly																								
	CENRO MIDSAYAP		1																						
	CENRO MATALAM		1																						
	● Menu 7.2																								
	Hiring of Legal Officers	Legal Officers hired (no.)	2																						
	CENRO MIDSAYAP		1																						
	CENRO MATALAM		1																						

Code	Program/Project/Activity	Performance Indicators	PHYSICAL												FINANCIAL										Remarks/Justifications for those activities with low and high percentage accomplishments
			TARGET			January	February	March	April	May	June	To Date	% Accom (This Month)	% Accom (To Date)	Fund Source	Allotment	Released	% (Amt. Released/Allotment*100)	Obligation		Disbursement		% Budget Utilization Rate (BUR)		
			Annual Target	This Month	To Date														This Month	To date	This Month	To date	Obligation/Allotment (16/12*100)	Disbursement/Allotment (18/16*100)	
(1)	(2)	(3)	(5)	(6)	(7)							(9)	(10)	(11)		(12)	(13)	(14)					(19)	(20)	(21)
	●Menu 8.2																								
	Fireline establishment (to include NGP graduated project)	Fireline established (ha.)	368																						
	Establishment of Firelines																								
	-with Geo-tagged pictures of sites																								
	(To include graduated NGP project)																								
	(2nd quarter)																								
	CENRO MIDSAYAP		184																						
	CENRO MATALAM		184																						
	● Menu 10.1																								
	Support to Full Operationalization of Lawin System																								
	a. Hiring of FPOs	Forest protection officer hired (no.)	5																						
	-Patrols conducted (no.)																								
	-Distance Patrolled (km)																								
	-Reports submitted with at least 75% of the observed threats actions taken (no.)																								
	-Quarterly Patrol Plan endorsed to the Regional Office (no.)																								
	PENRO		1																						
	CENRO MIDSAYAP		2																						
	CENRO MATALAM		2																						
	b. Daily Allowances (TEVs)	Patrol route prepared & conducted (km.)	1,440	120	120	75.57							75.570	62.975	5										
	(10 km /month/team)																								
	CENRO MIDSAYAP		600	50	50	21.12																			
	CENRO MATALAM		840	70	70	54.45							54.45	78	6										
	Reports submitted with at least 75% of the observed threats actions taken (no.)		4																						
	PENRO																								
	CENRO MIDSAYAP																								
	CENRO MATALAM																								
	Quarterly patrol plan endorsed to FMB		4																						
	PENRO																								
	CENRO MIDSAYAP																								
	CENRO MATALAM																								
	PROTECTED AREAS WILDLIFE, COASTAL & MARINE RES. ENFORCEMENT OF PA WILDLIFE & CAVE																								
	1.Processing/Issuance of Permits	Wildlife permits issued (no.)	2																						
	CENRO MIDSAYAP (4th Q)		1																						
	CENRO MATALAM (2nd Q)		1																						
	b. Compliance Monitoring of CWR & WFP	Wildlife Permit holders with compliance monitoring report	4																						

Code	Program/Project/Activity	Performance Indicators	PHYSICAL												FINANCIAL										Remarks/Justifications for those activities with low and high percentage accomplishments
			TARGET			January	February	March	April	May	June	To Date	% Accom (This Month)	% Accom (To Date)	Fund Source	Allotment	Released	% (Amt. Released/Allotment*100)	Obligation		Disbursement		% Budget Utilization Rate (BUR)		
			Annual Target	This Month	To Date														This Month	To date	This Month	To date	Obligation/Allotment (16/12*100)	Disbursement/Allotment (18/12*100)	
		submitted to BMB																							
	CENRO MATALAM		4																						
	3. DEPUTATION and MOBILIZATION of WEO	WEOs deputized/mobilized (no.)	20																						
		Reports submitted (no.)																							
	CENRO MIDSAYAP - DISTRICT 1		10																						
	CENRO MATALAM - DISTRICT 2		10																						
	9 . Revenues Generated (Php)																								
	FMS		2,275,000	30,000	30,000	27,173.00						27,173.00	91	1											
	PENRO		1,705,000									-	-	-											
	CENRO MIDSAYAP		200,000	12,000	12,000	13,002.00						13,002.00	108	7											
	CENRO MATALAM		370,000	18,000	18,000	14,171.00						14,171.00	79	4											
	LMS		35,000	7,000	7,000	7,840.00						7,840.00	112	22											
	PENRO		5,000	2,000	2,000	4,500.00						4,500.00	225	90											
	CENRO MIDSAYAP		30,000	2,500	2,500	1,890.00						1,890.00	76	6											
	CENRO MATALAM		35,000	2,500	2,500	1,450.00						1,450.00	58	4											
	PAWS/EMS		400	33	33	150.00						150.00	455	38											
	PENRO											-	-	-											
	CENRO MIDSAYAP		200	16	16							-	-	-											
	CENRO MATALAM		200	17	17	150.00						150.00	882	75											
	Miscellaneous Income (Hostel/Penalties/etc)																								
	PENRO																								
	Updating of Forest Protection Plan		1																						
	PENRO (1st quarter)																								

Prepared by:



ANNALYN M. ESCOTE


Forester II/ Actg.Planning Officer

Reviewed by:



EUNICE S. CALAWEN


Planning Officer III/Chief PMS



NOVA AMOR JASMIN

Accountant III

Approved by:



RENATO C. DOMINGO

PENR Officer